




































































































10th Annual Sprint Into Spring 5k/10k 3/12/2023

Overall Results 5k

Place	Bib	Name	Nat.	Age	Gender	AG	Club Pace	ChipTime	GunTime
5k									
1.	1931	Ratcliff, Sophie		17	F	Female 15-19	19:58	20:00	
2.	1854	Davila-Hernandez, Sebastian		15	M	Male 15-19	20:36	20:38	
3.	1947	Scarboro, Peyton		15	M	Male 15-19	20:48	20:49	
4.	1913	Michel, Connor		14	M	Male 10-14	20:53	20:54	
5.	1852	Cutchins, David		49	M	Male 45-49	21:09	21:11	
6.	1824	Perez, Carlos		34	M	Male 30-34	21:14	21:17	
7.	1929	Ostwalt, Grayden		10	M	Male 10-14	21:36	21:40	
8.	1855	Davila-Hernandez, Fredy		49	M	Male 45-49	22:00	22:01	
9.	1882	Hoggenmueller, Florian		30	M	Male 30-34	23:51	23:59	
10.	1881	Hinson, Jeff		52	M	Male 50-54	24:09	24:12	
11.	1844	Coley, Tommy		53	M	Male 50-54	24:14	24:16	
12.	1927	Orr, Melissa		45	F	Female 45-49	24:36	24:38	
13.	1859	Dorantes, Jonathan		15	M	Male 15-19	24:47	24:54	
14.	1836	Caldwell, Logan		11	M	Male 10-14	24:50	24:51	
15.	1959	Werner, Tanja		31	F	Female 30-34	25:01	25:09	
16.	1848	Conrad, Jason		51	M	Male 50-54	25:59	26:06	
17.	1849	Cooper, Nicole		47	F	Female 45-49	26:11	26:19	
18.	1907	Martin, Michael		63	M	Male 60-64	26:12	26:18	
19.	1956	Sturtevant, Breanna		14	F	Female 10-14	26:27	26:32	
20.	1825	Nagpal, Justin		32	M	Male 30-34	26:57	27:06	
21.	1938	Rieder, Richard		32	M	Male 30-34	27:01	27:10	
22.	1895	Lackner, Bettina		46	F	Female 45-49	27:04	27:14	
23.	1960	Werner, Florian		33	M	Male 30-34	27:23	27:32	
24.	1872	Field, Leanne		41	F	Female 40-44	27:37	27:42	
25.	1946	Scarboro, Carson		15	M	Male 15-19	27:49	27:51	
26.	1917	Money, Robert		70	M	Male 70-74	27:51	27:54	
27.	1858	DiMillo, Carissa		42	F	Female 40-44	28:05	28:20	
28.	1940	Robinson, Holly		45	F	Female 45-49	28:17	28:42	
29.	1914	Michel, Lisa		46	F	Female 45-49	28:25	28:39	
30.	1915	Michel, Mark		49	M	Male 45-49	28:30	28:35	
31.	1883	Hoggenmueller, Caroline		27	F	Female 25-29	28:34	28:44	
32.	1864	Ellis, Chris		42	M	Male 40-44	29:29	29:56	
33.	1964	Wolf, Jennifer		45	F	Female 45-49	29:43	29:47	
34.	1922	Nelson, Elizabeth		56	F	Female 55-59	30:12	30:23	
35.	1910	Merrill, Jade		12	F	Female 10-14	30:16	30:25	
36.	1919	Mueller, Andrea		43	F	Female 40-44	30:35	30:49	
37.	1955	Speaks, Shanna		45	F	Female 45-49	30:44	30:52	
38.	1803	Allgaier, Justin		36	M	Male 35-39	31:20	31:33	
39.	1943	Roth, Henley		8	F	Female 7-9	31:21	31:34	
40.	1862	Eldridge, Sarah		38	F	Female 35-39	31:28	31:46	
41.	1814	Baker, Charlotte		7	F	Female 7-9	31:32	31:45	
42.	1813	Baker, Luke		9	M	Male 7-9	31:33	31:45	
43.	1846	Coley, Morgan		27	F	Female 25-29	31:45	31:51	
44.	1934	Pope, Dennis		57	M	Male 55-59	31:45	31:59	
45.	1837	Callaway, Tonya		49	F	Female 45-49	31:50	32:02	
46.	1833	Bullins, Tina		50	F	Female 50-54	32:37	32:50	
47.	1809	Ayers, Daniel		37	M	Male 35-39	32:45	33:00	
48.	1808	Ayers, Montgomeri		10	F	Female 10-14	32:45	33:00	
49.	1887	Kalenka, RaeAnn		28	F	Female 25-29	33:14	33:22	














10th Annual Sprint Into Spring 5k/10k 3/12/2023

Overall Results 5k

Place	Bib	Name	Nat.	Age	Gender	AG	Club Pace	ChipTime	GunTime
50.	1916	Milligan, Rowan		15	F	Female 15-19		33:24	33:38
51.	1880	Hernández, Yarazet		44	F	Female 40-44		33:25	33:30
52.	1845	Coley, Sheryl		51	F	Female 50-54		33:52	33:58
53.	1885	Irby, Anthony		29	M	Male 25-29		34:22	34:27
54.	1896	Lates, Brandon		14	M	Male 10-14		34:37	34:51
55.	1888	Kerr, Ella		9	F	Female 7-9		34:44	34:57
56.	1944	Roth, David		33	M	Male 30-34		34:45	34:58
57.	1889	Kerr, Dallas		34	M	Male 30-34		34:45	34:59
58.	1802	Allgaier, Harper		9	F	Female 7-9		34:46	35:00
59.	1856	DeClerck, Loribeth		36	F	Female 35-39		34:57	35:24
60.	1953	Shehata, Yussif		36	M	Male 35-39		35:27	35:32
61.	1863	Ellis, Brynlee		9	F	Female 7-9		35:43	36:10
62.	1865	Ellis, Nikki		37	F	Female 35-39		35:43	36:09
63.	1928	Ostwalt, Ardyn		7	F	Female 7-9		35:51	36:10
64.	1873	Freeman, Cindy		56	F	Female 55-59		36:13	36:27
65.	1612	Rasmussen, Holly		58	F	Female 55-59		36:55	37:02
66.	1918	Morris, Dawson		8	M	Male 7-9		37:03	37:10
67.	1860	Dougherty, Judy		62	F	Female 60-64		37:11	37:35
68.	1924	Oliver, Farrah		24	F	Female 20-24		37:38	38:03
69.	1908	Mays, Lori		60	F	Female 60-64		37:49	38:03
70.	1812	Baker, Kevin		53	M	Male 50-54		38:12	38:32
71.	1811	Baker, Lisa		54	F	Female 50-54		38:35	38:55
72.	1831	Buchanan, Kathy		66	F	Female 65-69		39:14	39:31
73.	1930	Ostwalt, Robyn		43	F	Female 40-44		41:00	41:19
74.	1912	Merritt, Abigail		44	F	Female 40-44		41:17	41:39
75.	1933	Patterson, Colin		28	M	Male 25-29		41:22	41:40
76.	1853	Dalpe, Alexandra		28	F	Female 25-29		41:22	41:41
77.	1897	Lindsay, Yolande		39	F	Female 35-39		41:40	41:55
78.	1839	Childers, Don		64	M	Male 60-64		41:45	42:05
79.	1886	Irby, Diane		58	F	Female 55-59		42:36	42:44
80.	1841	Clendenin, Brittany		34	F	Female 30-34		43:00	43:18
81.	1800	Allegro, April		39	F	Female 35-39		44:53	45:26
82.	1878	Gunter, Brittany		38	F	Female 35-39		45:29	45:58
83.	1838	Campanella, Chantal		29	F	Female 25-29		45:33	45:59
84.	1857	Derco, Julia		28	F	Female 25-29		45:50	46:16
85.	1932	Passarelli, Dan		65	M	Male 65-69		46:05	46:49
86.	1950	Schoeberle, Stephen		66	M	Male 65-69		46:36	47:00
87.	1939	Roach, Lynn		52	F	Female 50-54		46:45	47:11
88.	1807	Ayers, Jacqueline		7	F	Female 7-9		47:41	48:17
89.	1810	Ayers, Jennifer		38	F	Female 35-39		48:14	48:49
90.	1965	Wuellner, Kim		53	F	Female 50-54		48:41	49:09
91.	1962	White, Keri		47	F	Female 45-49		48:42	49:11
92.	1949	Schneider, Brittany		30	F	Female 30-34		49:10	49:48
93.	1948	Schneider, Shelley		59	F	Female 55-59		49:11	49:48
94.	1806	Annas, Madison		26	F	Female 25-29		49:30	49:52
95.	1801	Allen, Janice		34	F	Female 30-34		49:38	49:46
96.	1805	Annas, Allison		31	F	Female 30-34		50:05	50:28
97.	1843	Coleman, Denise		49	F	Female 45-49		50:05	50:28
98.	1842	Coleman, Neil		41	M	Male 40-44		50:34	50:59
99.	1822	Black, Kent		71	M	Male 70-74		52:49	52:59
100.	1820	Barnes, Betty		80	F	Female 80-84		54:57	55:17

10th Annual Sprint Into Spring 5k/10k 3/12/2023

Overall Results 5k

Place	Bib	Name	Nat.	Age	Gender	AG	Club Pace	ChipTime	GunTime
101.	1879	Hannahs, Jacquelyn		56	F	Female 55-59		55:03	55:15
102.	1847	Conlon, Barbara		63	F	Female 60-64		55:03	55:15
103.	1826	Bova, Teresa		64	F	Female 60-64		57:09	57:26
104.	1874	Freeze, Ashley		41	F	Female 40-44		57:11	57:28
105.	1816	Barber, Yuri		11	M	Male 10-14		59:41	1:00:03
106.	1819	Barber, Ashley		33	F	Female 30-34		1:01:38	1:01:58
107.	1818	Barber, Camdyn		5	M	Male 4-6		1:01:38	1:02:02
108.	1817	Barber, Yuri		35	M	Male 35-39		1:01:40	1:02:02
109.	1920	Murphy, Erika		41	F	Female 40-44		1:02:32	1:02:59
110.	1961	Wessels, Heidi		61	F	Female 60-64		1:03:47	1:04:18
111.	1821	Beaver, Gloria		67	F	Female 65-69		1:05:23	1:06:00
112.	1921	Nance, April		26	F	Female 25-29		1:20:20	1:20:20
113.	1937	Reams, Whitney		29	F	Female 25-29		1:20:21	1:20:21

Number of records: 113