


























































































# Freaky 5k 10/28/2023

## Overall Results

Place	Bib	Name	Nat.	Age	Gender	AG	Club	Pace	ChipTime	GunTime
5k										
1.	197	Kane, Ethan		24	M	Male 20-24		18:42	18:46	
2.	223	McRae, Matthew		44	M	Male 40-44		19:03	19:08	
3.	183	Hoskins, Collin		26	M	Male 25-29		19:36	19:38	
4.	142	England, Bradley		25	M	Male 25-29		20:56	20:58	
5.	315	Prouty, Mary		26	F	Female 25-29		21:08	21:09	
6.	214	Marques, Addie		14	F	Female 10-14		21:56	21:59	
7.	322	Akers, Alex		25	M	Male 25-29		22:16	22:23	
8.	124	Collins, Antonio		35	M	Male 35-39		22:21	22:33	
9.	172	Hein, Philip		38	M	Male 35-39		22:40	23:03	
10.	186	Hunley, Benjamin		40	M	Male 40-44		22:45	23:05	
11.	325	Kaluf, Ashlee		35	F	Female 35-39		22:52	22:58	
12.	208	Loba, Grace		34	F	Female 30-34		22:55	23:07	
13.	194	Joraskie, Katlyn		32	F	Female 30-34		23:18	23:29	
14.	138	Eakins, Aaron		35	M	Male 35-39		23:23	23:36	
15.	169	HAMMOND, SYDNEY		30	F	Female 30-34		23:29	23:51	
16.	163	Ghanem, Tad		25	M	Male 25-29		23:35	23:40	
17.	234	Nave, Adrienne		26	F	Female 25-29		23:44	23:45	
18.	304	Yap, Russell		38	M	Male 35-39		23:44	24:23	
19.	303	Yap, Xander		3	M	Male 0-3		23:44	24:23	
20.	255	Reid, Alexander		30	M	Male 30-34		23:57	24:19	
21.	109	Blodgett, Noah		11	M	Male 10-14		24:06	24:07	
22.	278	Tissot, Christopher		41	M	Male 40-44		24:27	24:28	
23.	297	Weeks, Amy		49	F	Female 45-49		24:31	24:36	
24.	110	Blodgett, Aidan		11	M	Male 10-14		24:32	24:33	
25.	273	Speir, Amber		28	F	Female 25-29		24:55	25:19	
26.	127	Cornelison, Barrett		58	M	Male 55-59		25:15	25:23	
27.	312	Lail, Cory		38	M	Male 35-39		25:22	26:15	
28.	182	Horvath, Brett		35	M	Male 35-39		25:22	25:43	
29.	198	Kaval, Collin		32	M	Male 30-34		25:25	25:29	
30.	266	Rutledge, Annie		29	F	Female 25-29		25:27	25:48	
31.	139	Easton, Scout		23	F	Female 20-24		26:02	26:06	
32.	270	Smith, Dale		70	M	Male 70-74		26:17	26:23	
33.	316	Bonasera, Quinten		12	M	Male 10-14		26:18	26:24	
34.	104	Ayers, Jaxson		12	M	Male 10-14		26:29	26:47	
35.	265	Rundell, Colin		34	M	Male 30-34		26:32	26:46	
36.	250	Ramirez, Amy		25	F	Female 25-29		26:34	26:37	
37.	171	Heffron, Patrick		23	M	Male 20-24		26:39	26:41	
38.	204	Landrum, Vivian		14	F	Female 10-14		26:40	26:43	
39.	181	Holmes, Laurel		10	F	Female 10-14		26:52	26:52	
40.	232	Murray, Mila		11	F	Female 10-14		27:00	27:01	
41.	180	Hobgood, Lauren		24	F	Female 20-24		27:07	27:32	
42.	178	Hobgood, Ryan		21	M	Male 20-24		27:09	27:32	
43.	132	Dallin, Mark		55	M	Male 55-59		27:12	27:21	
44.	326	Ciccarello, Penelope		8	F	Female 7-9		27:12	27:18	
45.	309	Zavala-Gomez, Jose		33	M	Male 30-34		27:24	27:46	
46.	296	Weeks, Greg		53	M	Male 50-54		27:28	27:33	
47.	175	Henkel, Lauren		32	F	Female 30-34		27:45	27:52	














































# Freaky 5k 10/28/2023

## Overall Results

Place	Bib	Name	Nat.	Age	Gender	AG	Club	Pace	ChipTime	GunTime
48.	252	Rebodos, Lauren		27	F	Female 25-29			28:22	28:45
49.	126	Coomer, Caroline		22	F	Female 20-24			28:29	29:02
50.	288	Vanevenhoven, Alan		43	M	Male 40-44			28:31	28:38
51.	184	Hotho, Madison		34	F	Female 30-34			28:35	28:51
52.	203	Klipfel, Wesley		33	M	Male 30-34			28:35	28:51
53.	318	Powell, Alex		28	M	Male 25-29			28:40	28:57
54.	231	Murray, Liam		9	M	Male 7-9			29:02	29:02
55.	159	Gardner, Stewart		29	M	Male 25-29			29:03	29:43
56.	168	Guzman, Isabella		23	F	Female 20-24			29:07	29:09
57.	167	Grubner, Steve		65	M	Male 65-69			29:10	29:11
58.	193	Jones, Amy		26	F	Female 25-29			29:18	29:31
59.	170	Havnurkar, Parth		40	M	Male 40-44			29:24	29:37
60.	260	roemer, Kyle		36	M	Male 35-39			29:33	30:05
61.	256	Reid, Michael		55	M	Male 55-59			29:42	29:52
62.	221	McLaughlin, Reba		61	F	Female 60-64			29:47	30:05
63.	131	Dallin, Molli		27	F	Female 25-29			29:57	30:06
64.	187	Ichite, Noah		27	M	Male 25-29			30:03	30:25
65.	333	Sonier, Natalie		25	F	Female 25-29			30:04	30:08
66.	293	Voncannon, Sam		27	M	Male 25-29			30:17	30:39
67.	235	O'Leary, Christopher		37	M	Male 35-39			30:25	30:52
68.	298	White, Amanda		41	F	Female 40-44			30:26	30:52
69.	282	Trippodo, Brian		45	M	Male 45-49			30:26	30:37
70.	233	Musselman, Leigh		29	F	Female 25-29			30:26	30:49
71.	321	Yandle, Chris		37	M	Male 35-39			30:27	30:37
72.	133	Deck, Jessica		37	F	Female 35-39			30:27	30:38
73.	195	Jungels, Jenna		25	F	Female 25-29			30:29	30:31
74.	317	Kallquist, Rob		46	M	Male 45-49			30:29	30:45
75.	261	Roemer, Samantha		36	F	Female 35-39			30:35	31:07
76.	137	Durkin, Sara		55	F	Female 55-59			30:37	30:46
77.	228	Morris, Shannon		33	F	Female 30-34			30:39	30:41
78.	272	Speir, Bryan		32	M	Male 30-34			30:43	31:09
79.	206	Levy, Amy		43	F	Female 40-44			30:55	31:01
80.	113	Burgess, Jane		39	F	Female 35-39			31:02	31:22
81.	118	Charette, Brad		36	M	Male 35-39			31:04	31:23
82.	117	Charette, Rooney		3	F	Female 0-3			31:05	31:23
83.	211	Looper, Jordan		22	M	Male 20-24			31:19	31:31
84.	267	Sargent, Carrie		48	F	Female 45-49			31:19	31:40
85.	145	Fant, Tyler		24	M	Male 20-24			31:21	31:23
86.	147	Ferone, Anna		21	F	Female 20-24			31:21	31:23
87.	323	Westhusing, Lauren		39	F	Female 35-39			31:29	31:42
88.	283	Truskowski, Michael		36	M	Male 35-39			31:51	32:19
89.	162	George, Zachary		38	M	Male 35-39			31:51	32:19
90.	210	Loher, Elisa		9	F	Female 7-9			32:06	32:11
91.	158	Gallinari, Lisa		46	F	Female 45-49			32:17	32:32
92.	209	Loher, Victoria		42	F	Female 40-44			32:22	32:27
93.	227	Moreau, Rachel		31	F	Female 30-34			32:27	33:09
94.	146	Ferguson, Doug		33	M	Male 30-34			32:27	33:09
95.	257	Reisdorf, Bibi		40	F	Female 40-44			32:27	33:04














































# Freaky 5k 10/28/2023

## Overall Results

Place	Bib	Name	Nat.	Age	Gender	AG	Club	Pace	ChipTime	GunTime
96.	199	Keidel, Michael		66	M	Male 65-69			32:31	32:35
97.	222	McLaughlin, Junior		59	M	Male 55-59			33:07	33:26
98.	279	Toole, Alex		26	M	Male 25-29			33:09	33:32
99.	156	Fries, Maggie		29	F	Female 25-29			33:28	33:54
100.	219	McKenzie, PJ		40	M	Male 40-44			33:36	33:48
101.	217	McDonough, Vicky		43	F	Female 40-44			33:37	33:48
102.	274	Spence, Kathy		34	F	Female 30-34			33:37	34:04
103.	136	Dunlavey, Alison		35	F	Female 35-39			33:43	34:19
104.	100	Abshire, Amanda		39	F	Female 35-39			33:45	34:12
105.	218	McKee, Meredith		46	F	Female 45-49			33:47	34:14
106.	280	Tosco, Nick		38	M	Male 35-39			33:56	34:46
107.	281	Tosco, Kendall		36	F	Female 35-39			33:58	34:45
108.	302	Wunsch, Michael		29	M	Male 25-29			33:58	34:43
109.	301	Wunsch, Ophelia		1	F	Female 0-3			33:58	34:44
110.	140	Echols, Sarah		27	F	Female 25-29			33:58	34:44
111.	310	Turner, Wesley		47	M	Male 45-49			33:59	34:21
112.	311	Jowers, Scott		47	M	Male 45-49			33:59	34:20
113.	305	Yesko, Nikki		37	F	Female 35-39			34:02	34:17
114.	247	Power, Amanda		33	F	Female 30-34			34:02	34:48
115.	246	Power, Dylan		34	M	Male 30-34			34:02	34:48
116.	245	Power, Jax		0	M	Male 0-3			34:03	34:48
117.	241	Panara, Allison		26	F	Female 25-29			34:03	34:18
118.	292	Villalta, Tara		40	F	Female 40-44			34:14	34:41
119.	254	Refaey, Adam		12	M	Male 10-14			34:15	34:21
120.	157	Gage, Harris		27	M	Male 25-29			34:16	34:25
121.	258	Robinson, Mitchell		33	M	Male 30-34			34:36	34:59
122.	202	Kelsey, Peter		42	M	Male 40-44			34:59	35:03
123.	201	Kelsey, Henry		8	M	Male 7-9			35:01	35:01
124.	189	Ivancic, Nick		37	M	Male 35-39			35:09	35:33
125.	190	Ivancic, Maeve		7	F	Female 7-9			35:13	35:34
126.	307	Yuan, Christen		29	F	Female 25-29			35:14	35:18
127.	332	Ornstein, Laura		33	F	Female 30-34			35:38	35:38
128.	128	Creech, Zachary		31	M	Male 30-34			35:55	36:19
129.	251	Ramos, Kiara		21	F	Female 20-24			36:15	36:27
130.	179	Hobgood, Brook		51	M	Male 50-54			36:17	36:43
131.	125	Cone, Amy		30	F	Female 30-34			36:31	36:37
132.	259	Robinson, Leah		41	F	Female 40-44			36:50	37:08
133.	143	England, Taylor		29	F	Female 25-29			37:29	37:33
134.	144	Epperson, Lauren		31	F	Female 30-34			37:33	37:37
135.	106	Begley, Ann-Catherine		33	F	Female 30-34			38:16	38:42
136.	196	Kalemba, Lauren		48	F	Female 45-49			38:36	38:56
137.	289	Vanevenhoven, Bridget		40	F	Female 40-44			38:57	39:04
138.	149	Foley, Kristina		32	F	Female 30-34			39:25	40:06
139.	330	Perez, Nicholas		16	M	Male 15-19			39:33	39:43
140.	328	Carney, Monica		42	F	Female 40-44			39:33	39:40
141.	327	Holmes, Mae		8	F	Female 7-9			39:34	39:40
142.	244	Powell, Adam		27	M	Male 25-29			39:35	39:45
143.	107	Berthe, Laura		60	F	Female 60-64			39:54	40:03








# Freaky 5k 10/28/2023

## Overall Results

Place	Bib	Name	Nat.	Age	Gender	AG	Club	Pace	ChipTime	GunTime
144.	290	Vermillion, Catherine		31	F	Female 30-34			40:03	40:37
145.	141	Elling, McKensie		34	F	Female 30-34			40:03	40:37
146.	176	Hobgood, Conner		16	M	Male 15-19			40:10	40:35
147.	236	Paddock, Alexis		24	F	Female 20-24			40:29	40:48
148.	287	Vandiver, Alice		34	F	Female 30-34			40:44	40:45
149.	306	Yetter, Camille		24	F	Female 20-24			40:48	41:08
150.	243	Perez, Esteban		27	M	Male 25-29			41:59	41:59
151.	253	Refaey, Eid		45	M	Male 45-49			42:03	42:18
152.	331	Scebbi, Joshua		43	M	Male 40-44			43:04	43:14
153.	191	Ivancic, Cora		10	F	Female 10-14			43:12	43:35
154.	102	Alix, Anna		33	F	Female 30-34			43:28	43:46
155.	166	Goddard, Jordan		37	M	Male 35-39			43:29	43:47
156.	160	George, Reagan		12	F	Female 10-14			43:29	43:52
157.	120	Churchill, Ava		10	F	Female 10-14			43:30	43:54
158.	121	Churchill, Leanne		39	F	Female 35-39			43:38	44:07
159.	161	George, Danielle		34	F	Female 30-34			43:39	44:07
160.	105	Bass, Karen		48	F	Female 45-49			43:51	44:05
161.	122	Churchill, Melissa		50	F	Female 50-54			43:52	44:06
162.	284	Tucker, Breonna		29	x				43:52	44:16
163.	329	Scebbi, Ingrid		40	F	Female 40-44			43:54	44:04
164.	269	Shapiro, Justin		41	M	Male 40-44			44:05	44:23
165.	200	Keller, Molli		32	F	Female 30-34			44:07	44:23
166.	192	Ivancic, Danielle		37	F	Female 35-39			44:14	44:36
167.	188	Ivancic, Jude		5	M	Male 4-6			44:15	44:37
168.	148	Finger, Erin		38	F	Female 35-39			44:40	45:04
169.	185	Hughes, Susan		38	F	Female 35-39			44:41	45:04
170.	268	Secrest, Rachel		36	F	Female 35-39			44:42	45:04
171.	129	Crute, Christian		54	M	Male 50-54			45:40	46:50
172.	130	Crute-Osborne, Zoe		28	F	Female 25-29			45:41	46:49
173.	263	Rowe, Elliott		5	M	Male 4-6			46:29	47:17
174.	264	Rowe, Caleb		40	M	Male 40-44			46:30	47:18
175.	286	Underwood, Jennifer		38	F	Female 35-39			46:30	47:18
176.	262	Rowe, Ada		3	F	Female 0-3			46:31	47:18
177.	177	Hobgood, Shelli		51	F	Female 50-54			46:52	47:19
178.	119	Childers, Nicholas		28	M	Male 25-29			46:55	47:00
179.	324	Goddard, Carissa		44	F	Female 40-44			47:25	47:43
180.	165	GODDARD, CHAD		47	M	Male 45-49			47:25	47:43
181.	226	Moralez, Amanda		38	F	Female 35-39			47:37	48:42
182.	164	Giesken, Katy		35	F	Female 35-39			47:37	48:41
183.	135	DUnger, Kimberly		36	F	Female 35-39			47:39	48:39
184.	134	DUnger, Dan		35	M	Male 35-39			47:39	48:41
185.	277	Steussy, Kelly		35	F	Female 35-39			47:40	48:41
186.	249	Quinn, William		37	M	Male 35-39			47:41	47:44
187.	225	Moralez, Johnny		38	M	Male 35-39			47:42	48:44
188.	248	Quinn, Olivia		8	F	Female 7-9			47:43	47:44
189.	308	Zabel, Lindsay		36	F	Female 35-39			47:46	48:51
190.	313	Sullivan, Zachary		34	M	Male 30-34			47:53	48:53
191.	314	Sullivan, Sarah		32	F	Female 30-34			47:54	48:53

## Freaky 5k 10/28/2023

### Overall Results

Place	Bib	Name	Nat.	Age	Gender	AG	Club	Pace	ChipTime	GunTime
192.	237	Palmer, Isaac		4	M	Male 4-6			48:46	49:21
193.	240	Palmer, Scott		43	M	Male 40-44			48:49	49:21
194.	239	Palmer, Dana		42	F	Female 40-44			49:07	49:40
195.	230	Murphy, Kristen		34	F	Female 30-34			49:11	49:37
196.	111	Bolick, Jacqueline		36	F	Female 35-39			49:12	49:37
197.	229	Motteler, Jason		50	M	Male 50-54			51:38	52:23
198.	320	van Horn, Gayle		58	F	Female 55-59			52:23	52:43

Number of records: 198