



Turkey Trot

Results 2 Mile Run/Walk





























Pl.	Bib	Name	Nat.	Age	Club	Pace	ChipTime	GunTime
-----	-----	------	------	-----	------	------	----------	---------

2 Mile Run/Walk










Female

1.	1199	Lewis, Sophia		-1		15:10	0:30:21,58	0:30:21,58
2.	743	Pitts, 937 Lisa		937		16:09	0:30:06,05	0:32:18,19

Female 9 & Under













1.	105	Boyko, 3 Karina		3		9:25	0:15:40,16	0:18:51,90
2.	1040	Winters, 9 Connor		9		10:12	0:18:58,37	0:20:25,45
3.	244	DuVal, 7 Harper		7		11:37	0:21:45,10	0:23:14,09
4.	140	Casey, 8 Claire		8		11:40	0:21:32,97	0:23:21,61
5.	837	Scott, 7 Harper		7		12:12	0:22:35,66	0:24:25,15
6.	290	Fox, 6 Piper		6		12:13	0:22:49,42	0:24:26,16
7.	291	Fox, 0 Liza		0		12:13	0:22:50,75	0:24:26,56
8.	156	Christensen, 6 Ada		6		12:16	0:22:21,10	0:24:32,61
9.	250	Ehrheart, 8 Ellie		8		12:35	0:23:33,46	0:25:10,55
10.	1157	Jacobson, Ella		8		12:36	0:23:36,62	0:25:13,58
11.	909	Smith, 8 McKenna		8		13:07	0:24:24,06	0:26:15,08
12.	834	Schweizer, 4 Raelin		4		13:43	0:25:48,02	0:27:27,93
13.	882	Sheldon, 6 Evie		6		13:50	0:25:55,29	0:27:40,42
14.	626	McMann, 8 Josephine		8		14:13	0:26:51,04	0:28:26,97
15.	38	Ballantyne, 9 June		9		14:36	0:27:41,32	0:29:12,11
16.	1108	Foster, Eliza		2		15:55	0:30:02,94	0:31:50,18
17.	1081	Woollett, Brooklyn		9		16:07	0:30:46,84	0:32:15,49
18.	18	Anderson, 6 Addelyn		6		17:08	0:32:13,70	0:34:17,68
19.	294	Frkovic, 6 Tara		6		17:11	0:32:37,74	0:34:22,03
20.	289	Fox, 4 Miley		4		17:35	0:33:31,35	0:35:11,59
21.	261	Fall, 8 Sophia		8		18:06	0:34:12,74	0:36:13,11
22.	263	Farquhar, 0 Tessa		0		18:10	0:34:12,79	0:36:20,99
23.	446	Jackson, 6 Adelynn		6		18:36	0:35:11,34	0:37:12,30
24.	453	Jacques, 9 Valerie		9		18:41	0:34:55,03	0:37:22,21
25.	1096	Janiak, Jubilee		7		18:51	0:35:32,60	0:37:43,75
26.	999	Walker, 6 Sawyer		6		19:04	0:35:54,05	0:38:08,64
27.	352	Grimes-Barlow, 7 Zane		7		19:36	0:37:25,22	0:39:13,14
28.	222	Dodd, 4 Emily		4		22:09	0:42:16,09	0:44:19,25

Female 10-14














1.	885	Siebert, 13 Lindsay		13		7:32	0:13:38,38	0:15:05,79
2.	559	Loftus, 12 Kara		12		8:18	0:15:08,73	0:16:36,38
3.	1042	Winters, 12 Madyson		12		8:54	0:16:22,05	0:17:49,28
4.	270	Federline, 13 Kiera		13		8:57	0:16:27,35	0:17:54,67
5.	629	Medina, 10 Emily		10		9:02	0:16:38,23	0:18:05,31
6.	839	Scull, 14 Juliana		14		9:12	0:16:57,23	0:18:25,51
7.	625	McMann, 12 Renay		12		9:29	0:17:23,34	0:18:59,83
8.	230	Drennan, 11 Addison		11		9:50	0:18:10,73	0:19:40,51
9.	216	Dickinson, 13 Avril		13		10:20	0:18:46,03	0:20:41,08

Turkey Trot










Results 2 Mile Run/Walk

Pl.	Bib	Name	Nat.	Age	Club	Pace	ChipTime	GunTime
10.	424	Hull, 14 Helen		14		10:39	0:19:41,22	0:21:18,92
11.	841	Scull, 12 Jocelyn		12		11:13	0:20:52,43	0:22:27,28
12.	842	Scull, 10 Jessica		10		11:13	0:20:52,36	0:22:27,56
13.	1136	Wheelock, Emma		11		11:41	0:21:23,77	0:23:22,90
14.	288	Fox, 10 Denali		10		11:49	0:22:02,54	0:23:39,05
15.	37	Ballantyne, 12 Nora		12		12:09	0:22:47,87	0:24:18,24
16.	390	Hehn, 14 Rose		14		12:14	0:23:00,88	0:24:29,11
17.	112	Brewer, 13 Mia		13		14:15	0:26:34,71	0:28:30,67
18.	1086	Stacy, Kayden		14		15:17	0:28:19,17	0:30:35,76
19.	912	Smyth, 11 Isabella		11		15:43	0:29:12,33	0:31:27,59
20.	836	Scott, 11 Avery		11		16:27	0:31:06,45	0:32:55,78
21.	1115	Heywood, Kendall		13		16:52	0:32:10,63	0:33:44,96









Female 15-19

1.	64	Bennett, 15 Clara		15		10:39	0:19:39,19	0:21:18,23
2.	63	Bennett, 15 Sophie		15		10:39	0:19:39,73	0:21:18,25
3.	593	Mathieu, 15 Clea		15		10:39	0:19:40,57	0:21:18,77
4.	519	Knight, 15 Emily		15		12:14	0:23:00,54	0:24:29,14
5.	6	Akins, 16 Lily		16		12:14	0:23:01,20	0:24:29,21
6.	1015	Wegner, 16 Katelyn		16		12:14	0:23:01,30	0:24:29,51
7.	1087	Mendoza, Taya		16		12:46	0:23:15,97	0:25:32,87
8.	440	Inman, 15 Taylor		15		15:32	0:29:33,57	0:31:05,16
9.	539	Lang, 17 Meghan		17		16:24	0:31:06,92	0:32:49,95
10.	597	Maxson, 17 Bailey		17		16:30	0:31:26,12	0:33:00,05
11.	821	Schlief, 18 Madison		18		18:24	0:34:30,18	0:36:48,79
12.	1071	Dahlvig, Anna		19		19:17	0:36:17,41	0:38:34,31
13.	149	Ceja, 18 Jazmine		18		20:34	0:39:30,66	0:41:08,98

Female 20-24










1.	860	Seus, 23 Michelle		23		9:26	0:18:53,57	0:18:53,57
2.	94	borg, 22 chelsea		22		10:31	0:19:23,16	0:21:03,86
3.	798	Ryerson, 22 Olivia		22		11:10	0:20:31,22	0:22:20,11
4.	95	borg, 20 sydney		20		13:23	0:25:05,73	0:26:47,49
5.	755	Qualls, 21 Zoe		21		16:01	0:30:17,58	0:32:03,14
6.	232	Driskell, 22 Jessica		22		16:02	0:30:33,80	0:32:05,46
7.	101	Bowen, 20 Samantha		20		16:03	0:30:24,33	0:32:06,89
8.	756	Qualls, 20 Fiona		20		17:24	0:33:02,38	0:34:48,97
9.	282	Forvilly, 24 Sierra		24		20:48	0:39:18,97	0:41:37,22

Female 25-29

















1.	339	Graves, 26 Allie		26		9:26	0:16:57,13	0:18:52,28
2.	859	Seus, 29 Jessica		29		9:27	0:18:54,95	0:18:54,95
3.	752	Quaderer, 26 Megan		26		11:07	0:20:42,89	0:22:14,58
4.	761	Rackley, 25 Ivy		25		11:28	0:20:47,75	0:22:56,11
5.	669	Murdoch, 25 Hailey		25		11:28	0:20:48,31	0:22:56,53
6.	80	Blackmore, 27 Rachel		27		11:52	0:21:41,02	0:23:45,35
7.	814	Schaffer, 25 Meranda		25		12:39	0:23:41,47	0:25:18,26
8.	704	Pavlich, 29 Rachel		29		13:05	0:23:49,68	0:26:11,98

Turkey Trot














Results 2 Mile Run/Walk

Pl.	Bib	Name	Nat.	Age	Club	Pace	ChipTime	GunTime
9.	714	Peters, 26 Jessica		26		15:28	0:29:04,55	0:30:56,67
10.	17	Anderson, 28 Ashlee		28		17:09	0:32:13,13	0:34:19,60
11.	681	Oakley, 28 Jacey		28		17:12	0:32:24,69	0:34:24,52
12.	431	Hutley, 29 Annalise		29		18:30	0:35:08,08	0:37:01,09
13.	1006	Warden-Willits, 26 Stephanie		26		18:41	0:35:18,77	0:37:23,50
14.	583	Marino, 25 Mackenzie		25		19:44	0:37:12,49	0:39:28,45
15.	563	Long, 25 Ashley		25		20:48	0:39:17,87	0:41:36,14
16.	865	Seus, 27 Shannon		27		21:25	0:39:40,72	0:42:50,86
17.	29	Ayala, 25 Amy		25		21:25	0:39:40,86	0:42:50,98





Female 30-34

1.	1104	Bazzell-Reed, Alexander		32		10:55	0:20:17,35	0:21:51,77
2.	201	Delforge, 32 Rebecca		32		10:55	0:20:17,68	0:21:51,79
3.	333	Gordon, 33 Megan		33		11:48	0:21:39,66	0:23:36,80
4.	350	Griess, 30 Lea		30		12:39	0:23:40,63	0:25:18,31
5.	138	Casey, 33 Sarah		33		14:17	0:26:43,86	0:28:34,01
6.	111	Brewer, 31 Anna		31		14:24	0:26:54,70	0:28:49,87
7.	951	Taff, 34 Velvet		34		15:20	0:28:42,66	0:30:41,13
8.	905	Smith, 33 Letty		33		15:40	0:29:46,22	0:31:21,37
9.	172	Cole, 32 Laura		32		16:05	0:30:07,00	0:32:11,04
10.	285	Fox, 34 Savannah		34		18:03	0:34:26,41	0:36:07,61
11.	488	Joy, 31 Alyssa		31		18:28	0:35:03,75	0:36:57,18
12.	452	Jacques, 30 Britan		30		18:32	0:34:37,87	0:37:04,63
13.	262	Farquhar, 30 Caitlin		30		19:03	0:35:58,54	0:38:07,59
14.	534	Kulig, 32 James		32		21:25	0:39:39,03	0:42:51,03
15.	918	Sowers, 32 Emily		32		21:46	0:41:31,02	0:43:33,41
16.	1107	Foster, Amanda		33		22:23	0:44:47,96	0:44:47,96

Female 35-39















1.	103	Boyko, 37 Coni		37		9:25	0:15:40,00	0:18:51,95
2.	866	Seus, 39 Kristi		39		9:26	0:18:53,57	0:18:53,57
3.	1186	Yoinkin, Katie		37		10:05	0:18:30,19	0:20:10,56
4.	1135	Wheelock, Courtney		39		11:41	0:21:24,45	0:23:23,58
5.	229	Drennan, 39 LeeAnne		39		12:00	0:22:30,85	0:24:01,10
6.	162	Clayton, 39 Jamie		39		12:49	0:24:07,84	0:25:39,71
7.	447	Jackson, 39 Rejeana		39		13:05	0:24:09,81	0:26:11,73
8.	1146	Gilroy, Meghan		36		13:43	0:27:26,54	0:27:26,54
9.	880	Sheldon, 35 Marissa		35		14:41	0:27:35,84	0:29:22,61
10.	220	Dodd, 36 Katie		36		16:24	0:30:43,41	0:32:48,92
11.	683	Oliveira, 39 Emily		39		17:21	0:32:45,27	0:34:43,02
12.	552	Linthorst, 37 Erin		37		18:41	0:35:35,08	0:37:22,42
13.	360	Hale, 38 Aina		38		18:41	0:35:26,64	0:37:23,19

Female 40-44






















1.	93	borg, 43 rachel		43		9:46	0:17:50,01	0:19:32,17
2.	670	Neff, 44 Sarah		44		11:27	0:21:21,74	0:22:55,83
3.	525	Kranenburg, 44 Amy		44		11:40	0:21:30,47	0:23:20,58
4.	276	Fleck, 41 Stefanie		41		11:41	0:21:33,24	0:23:22,53

Turkey Trot










Results 2 Mile Run/Walk

Pl.	Bib	Name	Nat.	Age	Club	Pace	ChipTime	GunTime
5.	835	Scott, 41 Jessica		41		12:12	0:22:36,49	0:24:25,13
6.	228	Dorris, 41 Katie		41		12:14	0:22:54,67	0:24:28,11
7.	157	Christensen, 41 Noelle		41		12:16	0:22:21,55	0:24:32,37
8.	1073	Condello, Stacy		42		12:24	0:24:49,86	0:24:49,86
9.	214	Dickinson, 41 Mercedes		41		12:25	0:22:57,47	0:24:51,10
10.	1039	Winters, 44 Kimberly		44		12:57	0:24:10,19	0:25:54,15
11.	313	Gettman, 40 Amy		40		13:09	0:24:27,65	0:26:18,90
12.	813	Schade, 40 Jj		40		13:47	0:26:00,11	0:27:35,12
13.	76	Bjarnson, 42 Alisha		42		14:25	0:26:55,62	0:28:50,66
14.	980	Underwood, 43 Summer		43		17:10	0:32:22,07	0:34:21,73
15.	417	Howarth, 42 Tara		42		17:11	0:32:39,04	0:34:22,51
16.	1110	Cochrian-Goodwin, Miwandishi		41		18:57	0:37:54,56	0:37:54,56
17.	996	Walker, 41 Sarah		41		19:04	0:35:55,08	0:38:08,67
18.	598	maxson, 40 christy		40		23:42	0:45:52,55	0:47:25,49

Female 45-49











1.	973	Towery, 49 Helen V.		49		10:01	0:18:34,99	0:20:02,26
2.	242	DuVal, 45 Kristin		45		11:37	0:21:44,93	0:23:14,27
3.	421	Hull, 45 Rebecca		45		11:56	0:22:11,77	0:23:52,88
4.	844	Scull, 49 Julie		49		12:09	0:22:43,35	0:24:18,17
5.	283	Foster, 49 Tami		49		12:16	0:22:21,69	0:24:32,04
6.	342	Green, 47 Jen		47		12:25	0:23:07,35	0:24:51,57
7.	1125	Worseter, Rachel		45		12:45	0:23:40,75	0:25:31,84
8.	318	Gladstone, 46 Trista		46		13:28	0:24:52,14	0:26:57,97
9.	773	Rheault, 48 Leslie		48		13:35	0:25:31,94	0:27:11,82
10.	492	Juno, 46 Heather		46		13:36	0:25:32,34	0:27:12,36
11.	831	Schweizer, 45 Megan		45		13:46	0:25:52,52	0:27:32,36
12.	136	Carter, 49 June		49		14:37	0:27:29,62	0:29:15,65
13.	351	Grimes, 45 Tiffany		45		14:51	0:27:56,20	0:29:43,03
14.	439	Inman, 45 Jeannie		45		15:32	0:29:34,27	0:31:04,83
15.	562	Loftus, 49 Heidi		49		15:38	0:29:37,51	0:31:17,30
16.	404	Hoefling, 48 Heather		48		15:44	0:29:30,47	0:31:28,62
17.	795	Rullman, 49 Lisa		49		16:24	0:31:06,33	0:32:49,35
18.	968	Thompson, 47 Melissa		47		17:08	0:32:13,65	0:34:17,35
19.	273	Feeley, 46 Stephanie		46		17:39	0:33:08,01	0:35:18,48
20.	1112	James, Trishonna		46		18:37	0:35:24,32	0:37:15,69
21.	972	Torres, 46 Anetra		46		18:41	0:35:27,44	0:37:23,48

Female 50-54








1.	895	Singleton, 50 Lisa		50		11:27	0:21:10,95	0:22:54,42
2.	1203	Carpenter, Jill		51		12:14	0:23:01,16	0:24:29,30
3.	816	schatz, 54 susanna		54		12:28	0:23:22,32	0:24:56,70
4.	372	Hammond, 51 Jill		51		13:10	0:24:12,22	0:26:21,22
5.	1045	Wolter, 51 Tina		51		15:05	0:28:22,43	0:30:11,03
6.	1198	Lewis, Michelle		50		15:09	0:30:18,40	0:30:18,40
7.	437	Inghram, 51 Anne		51		15:40	0:29:44,53	0:31:20,39
8.	754	Qualls, 50 Tina		50		16:01	0:30:17,00	0:32:03,66
9.	571	Lucero, 50 Robin		50		17:02	0:32:12,88	0:34:04,93

Turkey Trot










Results 2 Mile Run/Walk

Pl.	Bib	Name	Nat.	Age	Club	Pace	ChipTime	GunTime
10.	915	Sowers, 53 Dyann		53		17:43	0:33:26,27	0:35:27,22
11.	113	Briggs, 50 Melanie		50		17:44	0:33:56,69	0:35:29,12
12.	820	Schlieff, 53 Sheri		53		18:05	0:33:51,88	0:36:10,04
13.	433	Hutley, 53 Teresa		53		18:28	0:35:04,05	0:36:56,90
14.	516	Kinnan-Willits, 54 Mindy		54		18:42	0:35:21,16	0:37:25,12
15.	1095	Janiak, Imelda		51		18:51	0:35:32,97	0:37:43,14
16.	799	Ryerson, 51 Leslee		51		18:58	0:35:58,53	0:37:56,78
17.	771	Remington, 51 Marisa		51		19:05	0:36:03,02	0:38:11,99
18.	337	graves, 50 angie		50		19:06	0:35:58,10	0:38:13,78
19.	945	Summers, 52 Lisa		52		19:16	0:36:17,04	0:38:32,74











Female 55-59

1.	753	Quaderer, 57 Debbie		57		12:18	0:23:05,68	0:24:37,88
2.	450	Jacobson, 59 Cheryl		59		12:37	0:23:38,38	0:25:15,24
3.	78	Blackerby, 58 Tabitha		58		15:22	0:29:05,91	0:30:45,21
4.	530	Kreger, 59 Betty		59		16:15	0:30:40,18	0:32:31,55
5.	922	Spencer, 58 Geneve		58		18:03	0:34:26,32	0:36:06,93
6.	28	Austin, 58 Kathy		58		18:42	0:35:23,51	0:37:24,51
7.	175	Cole, 55 Corlyn		55		19:10	0:35:57,19	0:38:20,43





Female 60-64

1.	748	Podolski, 60 Jane		60		10:02	0:18:32,01	0:20:05,03
2.	650	Mindrup, 62 Cindy		62		15:43	0:29:53,16	0:31:26,76
3.	680	Nunes, 64 Susan		64		16:14	0:30:44,98	0:32:29,96
4.	473	Johnson, 60 Pam		60		18:43	0:35:52,52	0:37:26,92
5.	209	DeRose, 63 Rosemarie		63		19:03	0:36:13,33	0:38:07,21
6.	678	Northrop, 63 Barbara		63		19:18	0:36:23,65	0:38:37,52
7.	603	McClary, 63 Mary		63		19:46	0:37:38,86	0:39:33,58
8.	481	Jones, 60 Deanna		60		20:27	0:38:42,57	0:40:54,07
9.	740	Pitts, 63 Carol		63		21:16	0:40:20,09	0:42:33,87

Female 65-69

1.	728	Piercy, 66 Janice		66		16:24	0:30:43,27	0:32:48,78
2.	829	Schropp, 66 Diana		66		16:45	0:31:45,92	0:33:31,95
3.	116	Broadway, 66 Patricia		66		18:01	0:34:33,95	0:36:03,55
4.	1176	Goers, Kay		66		18:15	0:34:34,82	0:36:31,58
5.	361	Hale, 69 Judy		69		18:41	0:35:27,19	0:37:23,22
6.	61	Benegas, 68 Linda		68		19:46	0:37:37,60	0:39:33,00
7.	763	Rackley, 66 Cindi		66		20:00	0:37:53,14	0:40:00,33
8.	54	Beck, 68 Elaine		68		20:42	0:39:38,80	0:41:25,92
9.	388	Heffner, 67 Patricia		67		20:46	0:39:33,31	0:41:32,04
10.	96	Bostwick, 66 Teresa		66		20:48	0:39:37,44	0:41:36,52

Female 70-74

1.	944	Summers, 73 MaryBeth		73		13:04	0:23:47,89	0:26:08,87
2.	405	Hoefling, 70 Sandy		70		15:43	0:29:30,49	0:31:27,75
3.	690	Olson, 72 Linda		72		16:52	0:32:10,72	0:33:45,01
4.	91	borg, 72 judy		72		18:34	0:35:26,34	0:37:09,81


Turkey Trot

Results 2 Mile Run/Walk









Pl.	Bib	Name	Nat.	Age	Club	Pace	ChipTime	GunTime
Female 75-79								
1.	457	James, 75 Ruth		75		18:37	0:35:25,80	0:37:14,48
2.	679	Nubson, 78 Carole		78		18:58	0:35:58,50	0:37:56,22
3.	600	Mayr, 77 Barb		77		20:40	0:39:00,08	0:41:21,63
Male								
Male 9 & Under								
1.	243	DuVal, 9 Corbin		9		7:48	0:14:08,73	0:15:36,92
2.	1099	Wallace, Truman		9		8:44	0:16:00,95	0:17:28,88
3.	287	Fox, 8 Carter		8		9:05	0:16:43,73	0:18:10,25
4.	1185	Younkin, Miles		6		10:00	0:18:19,38	0:20:00,62
5.	1072	Condello, Elijah		9		10:28	0:20:57,49	0:20:57,49
6.	1089	Zimmerman, 7 Paxton		7		10:33	0:19:38,58	0:21:07,59
7.	529	Kranenburg, 7 Frederick		7		10:43	0:19:37,38	0:21:27,18
8.	1137	Wheelock, Logan		7		11:40	0:21:21,62	0:23:21,17
9.	1183	Younkin, Porter		8		11:46	0:21:51,57	0:23:32,77
10.	217	Dickinson, 8 Isaac		8		12:25	0:22:57,03	0:24:50,91
11.	1123	Roa, Digby		7		12:37	0:23:36,64	0:25:14,49
12.	1190	Schulz, Nixon		7		12:56	0:24:10,65	0:25:52,55
13.	910	Smith, 6 Cody		6		13:09	0:24:27,51	0:26:18,92
14.	472	Johnson, 9 Maurice		9		13:43	0:25:28,59	0:27:26,85
15.	832	Schweizer, 6 Emmett		6		13:46	0:25:52,31	0:27:32,24
16.	141	Casey, 5 Axel		5		14:16	0:26:43,76	0:28:33,60
17.	627	McMann, 6 Everett		6		14:32	0:27:28,55	0:29:04,80
18.	353	Grimes-Barlow, 5 Talon		5		14:51	0:27:55,29	0:29:42,91
19.	560	Loftus, 9 Kaden		9		15:36	0:29:35,28	0:31:13,85
20.	908	Smith, 4 Summit		4		15:37	0:29:38,68	0:31:15,21
21.	176	Cole, 5 Tucker		5		16:05	0:30:06,88	0:32:10,92
22.	1082	Woollett, Camdyn		7		16:07	0:30:47,20	0:32:15,85
23.	732	Piercy, 9 Jace		9		16:08	0:30:12,31	0:32:16,50
24.	221	Dodd, 9 Gavin		9		16:08	0:30:13,74	0:32:17,58
25.	1188	Schulaz, Mason		7		16:44	0:31:48,18	0:33:29,42
26.	312	Gervais, 6 Jesse		6		16:53	0:32:04,86	0:33:47,84
27.	445	Jackson, 8 Kellen		8		17:54	0:33:48,74	0:35:49,07
28.	567	Loss, 8 Braeden		8		18:01	0:34:33,65	0:36:03,39
29.	454	Jacques, 6 Simon		6		18:31	0:34:36,81	0:37:03,58
30.	556	Linthorst, 6 Theo		6		18:40	0:35:32,53	0:37:21,01
31.	998	Walker, 8 Elliott		8		19:04	0:35:53,93	0:38:08,74
32.	746	Plax, 7 Ben		7		20:37	0:39:29,73	0:41:14,30
33.	913	Smyth, 7 Marshall		7		21:01	0:39:49,28	0:42:02,00
Male 10-14								
1.	808	Sandlin, 14 Jack		14		8:07	0:14:43,96	0:16:15,19
2.	272	Feeley, 11 Colin		11		9:13	0:16:58,61	0:18:26,26
3.	192	Crowley, 14 Gavin		14		9:27	0:18:54,32	0:18:54,32
4.	868	Seus, 12 Sam		12		9:28	0:18:57,13	0:18:57,13

Turkey Trot








Results 2 Mile Run/Walk

Pl.	Bib	Name	Nat.	Age	Club	Pace	ChipTime	GunTime
5.	1101	Wallace, Payson		13		9:37	0:17:46,59	0:19:14,61
6.	907	Smith, 12 Javis		12		9:49	0:18:08,13	0:19:39,98
7.	1074	Whitley, Tobias		14		9:57	0:19:55,54	0:19:55,54
8.	902	Smith, 10 Logan		10		9:58	0:18:30,00	0:19:57,27
9.	1156	Janes, Oliver		13		10:37	0:19:27,05	0:21:15,61
10.	528	Kranenburg, 14 Christopher		14		10:44	0:19:39,05	0:21:28,92
11.	227	Dorris, 12 Gavin		12		10:56	0:20:25,36	0:21:52,17
12.	425	Hull, 12 Gibson		12		11:48	0:21:55,88	0:23:36,96
13.	1120	Roa, Elliot		10		12:02	0:22:26,61	0:24:04,10
14.	319	Gladstone, 14 Trevor		14		13:28	0:24:50,55	0:26:57,39
15.	471	Johnson, 14 Malykiah		14		13:43	0:25:28,62	0:27:26,87
16.	441	Inman, 11 Riley		11		14:13	0:26:57,53	0:28:27,53
17.	77	Bjarnson, 14 Gavin		14		14:21	0:26:49,42	0:28:43,84
18.	881	Sheldon, 11 Mason		11		14:41	0:27:34,92	0:29:22,94
19.	1085	Stacy, Ethan		11		17:20	0:32:25,79	0:34:41,02
20.	320	Gladstone, 12 Devon		12		17:43	0:33:23,78	0:35:26,94
21.	311	Gervais, 10 Jedidiah		10		19:03	0:36:25,66	0:38:06,18
22.	177	Cole, 13 Kaden		13		20:31	0:38:38,04	0:41:02,05

Male 15-19

1.	1102	Wallace, Jaxon		17		6:50	0:12:13,18	0:13:40,73
2.	527	Kranenburg, 16 William		16		7:00	0:12:29,49	0:14:00,21
3.	423	Hull, 16 Abe		16		7:22	0:13:14,26	0:14:44,86
4.	869	Seus, 15 Stephen		15		9:27	0:18:55,56	0:18:55,56
5.	672	Neff, 15 Tyson		15		11:11	0:20:48,99	0:22:23,65
6.	671	Neff, 15 Treyson		15		11:11	0:20:48,23	0:22:23,72
7.	757	Qualls, 17 Nathan		17		17:24	0:33:03,98	0:34:49,51
8.	747	Plax, 15 Sam		15		20:42	0:39:38,21	0:41:25,97

Male 20-24

1.	538	Lang, 20 Tysen		20		8:24	0:15:07,56	0:16:49,95
2.	338	Graves, 24 Zachary		24		9:19	0:16:43,18	0:18:38,81
3.	340	Graves, 24 Kyle		24		9:19	0:16:42,39	0:18:38,85
4.	896	Singleton, 22 Jack		22		11:27	0:21:10,11	0:22:54,02
5.	822	Schlieff, 24 Mac		24		19:17	0:36:14,73	0:38:34,01
6.	749	Pollard, 23 Logan		23		20:40	0:38:58,65	0:41:20,58
7.	30	Ayala, 24 Chava		24		21:25	0:39:39,99	0:42:50,77

Male 25-29

1.	325	Gold, 28 Georg		28		9:28	0:18:56,15	0:18:56,15
2.	817	Scherrer, 27 Nathan		27		9:35	0:17:40,12	0:19:11,83
3.	979	Ulanowski, 26 Brandon		26		11:28	0:20:48,82	0:22:56,51
4.	233	Driskell, 27 Trevor		27		16:02	0:30:34,44	0:32:05,65
5.	1182	Mohr, Michael		25		16:45	0:31:48,97	0:33:31,18
6.	1032	Willits, 28 Colin		28		18:42	0:35:21,14	0:37:25,42
7.	1031	Willits, 27 Zach		27		18:42	0:35:20,51	0:37:25,70
8.	917	Sowers, 29 Chase		29		21:46	0:41:32,24	0:43:33,36



Turkey Trot

Results 2 Mile Run/Walk







Pl.	Bib	Name	Nat.	Age	Club	Pace	ChipTime	GunTime
Male 30-34								
1.	104	Boyko, 33 Ronnie		33		9:25	0:15:40,05	0:18:51,88
2.	349	Griess, 33 Patrick		33		10:19	0:19:01,97	0:20:39,49
3.	879	Sheldon, 34 Chris		34		13:50	0:25:55,92	0:27:40,44
4.	442	Ivie, 30 Tyson		30		18:04	0:33:49,77	0:36:09,13
5.	264	Farquhar, 31 Matthew		31		18:11	0:34:14,38	0:36:22,58
6.	602	McClary, 34 Patrick		34		18:41	0:35:26,95	0:37:23,43
7.	173	Cole, 34 Jake		34		20:30	0:38:39,64	0:41:01,20
Male 35-39								
1.	31	Badenhop, 35 Nick		35		8:12	0:14:40,63	0:16:24,92
2.	286	Fox, 37 Adam		37		9:05	0:16:43,92	0:18:11,00
3.	867	Seus, 39 Steve		39		9:28	0:18:57,76	0:18:57,76
4.	1070	Zimmerman, 35 Jake		35		10:33	0:19:38,30	0:21:07,85
5.	332	Gordon, 36 Andrew		36		10:37	0:19:19,74	0:21:15,72
6.	595	Matthews, 39 Neil		39		11:18	0:21:08,49	0:22:37,71
7.	1121	Roa, Anthony		39		12:37	0:23:37,21	0:25:14,44
8.	1187	Younkin, Ryan		38		12:56	0:24:10,79	0:25:53,05
9.	448	Jackson, 39 Peter		39		13:05	0:24:09,41	0:26:11,54
10.	1106	Foster, Matthew		39		16:00	0:30:11,56	0:32:01,20
11.	731	Piercy, 38 Justin		38		16:08	0:30:13,46	0:32:16,78
12.	489	Joy, 35 Brian		35		18:28	0:35:04,14	0:36:57,46
13.	40	Barlow, 37 Dade		37		19:39	0:37:31,86	0:39:19,83
14.	223	Dodd, 37 Jason		37		21:41	0:41:15,64	0:43:22,13
Male 40-44								
1.	185	Cox, 42 Chafer H		42		10:07	0:18:29,34	0:20:14,03
2.	526	kranenburg, 42 andy		42		11:40	0:21:30,69	0:23:20,72
3.	215	Dickinson, 41 Andrew		41		12:26	0:22:53,52	0:24:53,54
4.	314	Gettman, 40 Jared		40		13:09	0:24:27,67	0:26:18,92
5.	624	McMann, 41 Kevin		41		14:15	0:26:51,89	0:28:30,04
6.	89	Bookey, 42 Samuel		42		17:10	0:32:38,08	0:34:21,43
7.	1088	Stacy, Tim		41		17:22	0:32:27,27	0:34:45,01
8.	260	Fall, 40 Papa		40		18:06	0:34:13,41	0:36:12,69
9.	599	Maxson, 44 Raeme		44		23:41	0:45:50,67	0:47:22,92
Male 45-49								
1.	561	Loftus, 47 Justin		47		8:18	0:14:58,32	0:16:37,72
2.	402	Hoefling, 48 Aaron		48		8:32	0:15:31,72	0:17:05,66
3.	245	DuVal, 49 Brian		49		8:43	0:15:57,88	0:17:26,35
4.	422	Hull, 47 Brandan		47		11:56	0:22:11,84	0:23:52,76
5.	843	Scull, 48 Jim		48		12:09	0:22:43,37	0:24:18,36
6.	92	borg, 47 matt		47		13:23	0:25:05,45	0:26:47,94
7.	36	Ballantyne, 46 Matt		46		14:36	0:27:40,59	0:29:12,30
8.	833	Schweizer, 46 Charlie		46		15:19	0:28:57,24	0:30:39,16
9.	310	Gervais, 48 Robbie		48		16:54	0:32:06,76	0:33:48,05
10.	1116	King, Scott		49		18:09	0:34:11,01	0:36:18,53

Turkey Trot








Results 2 Mile Run/Walk

Pl.	Bib	Name	Nat.	Age	Club	Pace	ChipTime	GunTime
11.	1111	James, Michael		49		18:37	0:35:25,54	0:37:15,83
12.	745	Plax, 48 Pierre		48		20:35	0:39:25,32	0:41:10,48







Male 50-54

1.	537	Lang, 50 Jeff		50		8:58	0:16:20,08	0:17:56,05
2.	398	Hill, 50 John		50		11:14	0:20:59,63	0:22:28,94
3.	284	Foster, 50 Lee		50		11:41	0:21:10,69	0:23:22,20
4.	1041	Winters, 50 Glen		50		12:56	0:24:09,87	0:25:53,52
5.	114	Briggs, 53 John		53		17:44	0:33:56,69	0:35:28,88
6.	772	Remington, 52 John		52		18:11	0:34:15,25	0:36:23,10







Male 55-59

1.	179	Connors, 55 Michael		55		12:08	0:22:47,12	0:24:17,16
2.	1140	Jacobson, Len		59		12:35	0:23:34,79	0:25:11,28
3.	373	Hammond, 56 Mike		56		13:10	0:24:11,05	0:26:21,31
4.	1113	Wolter, Phil		58		15:05	0:28:23,72	0:30:11,46
5.	682	Oliveira, 55 Dante		55		17:21	0:32:46,11	0:34:43,32
6.	126	Burns, 59 Doug		59		17:40	0:33:18,44	0:35:21,88
7.	432	Hutley, 59 Roger		59		18:30	0:35:06,39	0:37:00,44


Male 60-64

1.	174	Cole, 64 Rodney		64		9:27	0:17:17,03	0:18:54,43
2.	79	Blackerby, 60 Craig		60		15:21	0:29:04,06	0:30:43,99
3.	916	Sowers, 61 Fred		61		17:43	0:33:25,28	0:35:26,17
4.	819	Schlief, 62 Brad		62		18:25	0:34:35,15	0:36:51,51
5.	208	DeRose, 64 Steve		64		19:09	0:36:24,14	0:38:18,25
6.	482	Jones, 62 Dan		62		20:28	0:38:43,84	0:40:56,93


Male 65-69

1.	438	Inghram, 65 Brad		65		10:35	0:19:35,74	0:21:11,01
2.	651	Mindrup, 65 Kenneth		65		13:27	0:25:21,29	0:26:54,71
3.	474	Johnson, 67 David		67		18:41	0:35:47,50	0:37:23,55
4.	762	Rackley, 65 William		65		20:00	0:37:54,45	0:40:00,51
5.	741	Pitts, 65 Michael		65		20:02	0:37:49,55	0:40:04,36
6.	729	Piercy, 68 Bill		68		21:37	0:41:08,17	0:43:14,40

Male 70-74

1.	943	Summers, 74 Robert		74		13:05	0:23:51,36	0:26:11,31
----	-----	--------------------	-------------------------------------------------------------------------------------	----	--	-------	------------	------------

Male 80+

1.	456	James, 80 Don		80		18:36	0:35:24,91	0:37:13,40
----	-----	---------------	-------------------------------------------------------------------------------------	----	--	-------	------------	------------