



Germanfest 5K 2026

Age Group Results


Place	Bib	Name	Nat.	Age	Club	Pace	ChipTime	GunTime
Germanfest 5K								
Female 20-24								
1.	274	Yoder, Savanna		24		7:34	23:32	23:41
2.	241	Luckey, Emily		20		8:11	25:27	25:35
3.	253	Peek, Megan		24		10:46	33:28	33:34
4.	269	Yarger, Zoe		21		10:51	33:43	33:52
Female 25-29								
1.	268	Wilken, Hannah		25		9:02	28:06	28:11
2.	276	Poinsatte, Caroline		29		9:26	29:20	29:33
3.	249	Nordal, Annabel		29		13:38	42:24	42:34
Female 30-34								
1.	224	Gary, Keanna		32		7:34	23:32	23:41
2.	210	Clauss, Morgan		33		11:12	34:49	35:01
3.	242	Marchal, Shelby		33		16:34	51:29	51:45
Female 35-39								
1.	263	Tobar, Jessica		35		9:14	28:42	28:46
2.	229	Hart, Hope		38		9:30	29:32	29:39
3.	201	Allgeier, Elizabeth		36		11:22	35:22	35:27
4.	232	Harz, Kari		39		15:16	47:29	47:34
Female 40-44								
1.	246	McNeil, Tiffany		42		8:48	27:21	27:24
2.	240	Long, Tessa		41		10:01	31:10	31:14
3.	285	Ritchie, Elizabeth		43		11:13	34:54	35:12
4.	221	Gahman, Nicole		40		12:25	38:35	38:57
5.	256	Shambarger, Arienne		40		13:25	41:44	41:54
6.	251	Paonessa, Amber		44		17:18	53:46	53:54
7.	279	Hanley, Renee		43		17:18	53:46	53:53
8.	258	Shown, Rena		40		20:16	1:03:00	1:03:23
Female 45-49								
1.	270	Monsey, Tifni		47		7:26	23:07	23:10
2.	225	Grimm, Adrienne		47		9:20	29:01	29:05
3.	214	Erickson-Pesetski, Stacy		48		9:42	30:10	30:17
4.	243	Martell, CARI		49		10:46	33:29	33:43
5.	282	Rowe, Kelly		46		10:47	33:33	33:50
6.	271	McCullough, Lorie		49		11:29	35:44	35:46
7.	245	McCracken, Jessie		45		13:36	42:19	42:30
Female 50-54								
1.	260	Spiegla, Michelle		51		8:07	25:16	25:21
2.	203	Bates, Tresha		54		8:46	27:17	27:25
3.	202	Barnes, Kelly		53		9:18	28:55	29:01
4.	217	Frank, Kim		54		9:46	30:22	30:25

Germanfest 5K 2026





Age Group Results

Place	Bib	Name	Nat.	Age	Club	Pace	ChipTime	GunTime
5.	205	Brown, Heather		51		10:07	31:29	31:42
6.	206	Caudill, Asmira		50		13:14	41:08	41:17




Female 55-59

1.	230	Harwood, Jodi		58		12:38	39:17	39:30
----	-----	---------------	---	----	--	-------	-------	-------



Female 60+

1.	222	Gamble, Nancy		65		8:35	26:41	26:43
2.	215	Evard, Dee		66		11:10	34:42	34:50
3.	267	Werling, Jenny		63		11:50	36:49	37:03
4.	234	Hoban, Bev		75		13:39	42:26	42:46




Male 14-19

1.	212	Earls, Alexander		16		5:53	18:19	18:20
2.	235	Jones, Daniel		17		6:11	19:15	19:17
3.	233	Hawkins, Caleb		19		8:11	25:27	25:35






Male 20-24

1.	220	Frazier, Weston		23		8:40	26:56	27:05
2.	219	Frazier, Cole		20		8:40	26:57	27:05





Male 25-29

1.	278	Zamorano, Angel		25		7:09	22:14	22:15
2.	227	Hanscom, Ethan		25		7:16	22:36	22:41
3.	247	Muigai, John		29		7:24	23:00	23:07








Male 30-34

1.	272	Bellairs, Jonathan		34		8:46	27:18	27:24
2.	250	Nordal, Lander		30		13:38	42:25	42:34
3.	209	Chohan, Ravinder		30		16:12	50:22	50:32
4.	223	Garcha, Harry		31		18:01	56:00	56:10
5.	237	Khatana, Daman		31		18:01	56:01	56:12


Male 35-39

1.	238	Kovacs, Matt		37		8:42	27:05	27:09
2.	255	Saint-Pierre, Pat		37		9:10	28:32	28:33
3.	275	Royse, Taylor		35		9:30	29:33	29:35
4.	211	Colter, John		38		10:39	33:06	33:16

Male 40-44






1.	228	Hart, Bradly		41		8:36	26:44	26:51
2.	281	Meadows, Robbie		40		8:43	27:07	27:19
3.	216	Finn, Kyle		40		8:47	27:20	27:31
4.	277	Swager, Larz		42		10:52	33:47	34:00
5.	226	Hanley, Shawn		43		13:57	43:23	43:30
6.	231	Harz, Bryan		41		15:17	47:32	47:38
7.	257	Shown, Patrick		41		20:16	1:03:00	1:03:26

Male 45-49










1.	262	Thakkar, A		47		8:55	27:43	27:46
----	-----	------------	---	----	--	------	-------	-------

Germanfest 5K 2026



Age Group Results

Place	Bib	Name	Nat.	Age	Club	Pace	ChipTime	GunTime
2.	254	PETERS, SCOTT		47		9:11	28:32	28:43
3.	244	MARTELL, Jordan		46		12:10	37:49	38:04
4.	259	Sidey, Pat		48		12:33	39:01	39:22
5.	213	Earls, Michael		47		12:48	39:47	39:59
6.	248	Niezer, Neal		47		20:17	1:03:03	1:03:28





Male 50-54

1.	283	Squires, Todd		53		6:41	20:48	20:50
2.	265	Truong, Thomas		51		6:57	21:36	21:39
3.	286	Heffernan, Justin		50		7:20	22:48	22:49
4.	266	Ward, Jonathan		50		8:15	25:40	25:47
5.	208	Chan perez, Esvin a		53		8:17	25:47	25:53
6.	207	Caudill, John		50		8:26	26:14	26:23
7.	264	Troyer, Matt		52		9:59	31:04	31:16
8.	204	Brown, Brett		53		10:07	31:29	31:42
9.	284	Ritchie, Spencer		50		11:14	34:56	35:13

Male 55-59

1.	236	Kauffman, Stan		59		8:10	25:25	25:30
2.	218	Frank, Nicholas		56		12:02	37:25	37:37

Male 60+

1.	261	Sutter, Richard		61		7:33	23:30	23:32
2.	280	Peterson, Stephen		62		7:39	23:49	23:53
3.	239	Lill, Ed		63		8:53	27:37	27:42
4.	252	Pearson, Jed		75		9:03	28:08	28:14

Number of records: 85