


























































































RCS Leader of the Pack 5K

Overall Results

Place	Bib	Name	Nat.	Age	Gender	AG	Club Pace	ChipTime	GunTime
5K									
1.	1926	Watson, Drew		27	M	Male 25-29		17:19	17:20
2.	1881	Wilson, Colt		15	M	Male 15-19		17:24	17:25
3.	1880	Wilson, Brody		17	M	Male 15-19		18:15	18:17
4.	1909	Short, Marcus		16	M	Male 15-19		18:25	18:27
5.	2021	Gouge, James		37	M	Male 35-39		19:08	19:11
6.	1956	Hughes, Gavin		18	M	Male 15-19		19:29	19:34
7.	1995	Hodge, Henry		16	M	Male 15-19		19:29	19:30
8.	2271	Bennett, Lauren		24	F	Female 20-24		19:50	19:53
9.	1836	Appling, Olivia		45	F	Female 45-49		20:00	20:02
10.	2001	Parlier, Nicholas		18	M	Male 15-19		20:15	20:17
11.	1886	Watmough, Tom		34	M	Male 30-34		20:23	20:26
12.	2002	McDaniel, Matt		45	M	Male 45-49		20:40	20:43
13.	1837	Appling, Jaxon		13	M	Male 13-14		20:48	21:00
14.	1806	Venhuizen, Clayton		54	M	Male 50-54		21:10	21:12
15.	670	Houser, Jakoby		15	M	Male 15-19		21:15	21:30
16.	1822	Kennedy, Lucas		11	M	Male 11-12		21:32	21:43
17.	684	Stywall, Jayden		16	M	Male 15-19		21:49	21:54
18.	1910	Jones, Collin		16	M	Male 15-19		21:52	21:53
19.	1959	White, Brad		39	M	Male 35-39		22:03	22:05
20.	2047	Bailey, Grant		48	M	Male 45-49		22:16	22:19
21.	2128	Graudszus, Percy		10	M	Male 09-10		22:20	22:33
22.	2031	Dedmon, Kellan		9	M	Male 09-10		22:22	22:23
23.	2273	Burgess, Butch		35	M	Male 35-39		22:31	22:33
24.	1852	Gibson III, Robert		12	M	Male 11-12		22:32	22:33
25.	1834	Gutierrez, Luis		44	M	Male 40-44		22:35	22:38
26.	1818	Kennedy, Joshua		45	M	Male 45-49		22:41	22:52
27.	1835	Gutierrez, Keyleiya		12	F	Female 11-12		22:46	22:50
28.	2166	Holland, Bostic		9	M	Male 09-10		22:49	22:54
29.	679	Ankrom, Garry		23	M	Male 20-24		22:49	22:58
30.	676	Trejo, Luke		14	M	Male 13-14		23:03	23:15
31.	1928	Miskell, Morgan		57	M	Male 55-59		23:04	23:07
32.	2266	Hemric, Abigail		24	F	Female 20-24		23:17	23:51
33.	1808	Ramsey, Jamie		34	F	Female 30-34		23:22	23:46
34.	2149	Appling, Cyrus		11	M	Male 11-12		23:24	23:35
35.	1874	Bunch, Daniel		42	M	Male 40-44		23:27	23:30
36.	2004	Wilhoit, Branson		15	M	Male 15-19		23:34	23:36
37.	2176	McEntyre, Easton		10	M	Male 09-10		23:41	23:45
38.	685	Graudszus, Ivan		45	M	Male 45-49		23:51	24:05
39.	678	Curry, Fargo		34	M	Male 30-34		23:55	24:40
40.	2045	Mendoza, Yohan		17	M	Male 15-19		24:04	24:54
41.	2022	Ruiz, Ivan		61	M	Male 60-64		24:05	24:08
42.	1869	Vassey, Andrew		14	M	Male 13-14		24:10	24:16
43.	681	Rodriguez, Eric		55	M	Male 55-59		24:16	24:19
44.	1848	Finucan, Mike		49	M	Male 45-49		24:25	24:31














































RCS Leader of the Pack 5K

Overall Results

Place	Bib	Name	Nat.	Age	Gender	AG	Club Pace	ChipTime	GunTime
45.	1897	Milner, Tessa		41	F	Female 40-44		24:26	24:32
46.	2139	Renteria, Eulises		11	M	Male 11-12		24:34	24:50
47.	2012	Stephenson, Nora		9	F	Female 09-10		24:43	24:46
48.	2121	White, Benjamin		10	M	Male 09-10		24:43	24:46
49.	1942	Overman, Sophia		12	F	Female 11-12		24:51	24:57
50.	2058	Aleman, Angel		8	M	Male 07-08		24:53	24:54
51.	1963	Morrow, James		62	M	Male 60-64		25:05	25:10
52.	1816	Murray, Billie		33	M	Male 30-34		25:14	25:18
53.	1996	Hodge, Shane		10	M	Male 09-10		25:23	25:25
54.	1878	Dixon, Dawson		19	M	Male 15-19		25:24	26:00
55.	2050	Gaytan-Mercado, Luis		29	M	Male 25-29		25:24	25:55
56.	1940	Overman, James		61	M	Male 60-64		25:28	25:34
57.	1941	Overman, Kaeleigh		17	F	Female 15-19		25:33	25:37
58.	1815	Antonio, Emily		32	F	Female 30-34		25:40	25:44
59.	2151	Bradshaw, Adam		10	M	Male 09-10		25:43	25:53
60.	694	Keever, Aubrey		17	F	Female 15-19		25:46	25:54
61.	1829	Silver, Keith		48	M	Male 45-49		25:55	26:00
62.	1844	Suits, Addie		12	F	Female 11-12		26:11	26:23
63.	1812	West, Jennifer		60	F	Female 60-64		26:13	26:37
64.	1875	Bunch, Karey		39	F	Female 35-39		26:32	26:38
65.	2134	Milner, Emmett		11	M	Male 11-12		26:48	27:00
66.	1978	Osborne, Timothy		13	M	Male 13-14		26:56	27:17
67.	2044	Mendoza, Brittany		36	F	Female 35-39		27:17	28:07
68.	1851	Gibson, Corbin		13	M	Male 13-14		27:22	27:26
69.	1939	Adams, Brisa		11	F	Female 11-12		27:23	27:31
70.	1924	DuToit, Daniel		68	M	Male 65-69		27:24	27:42
71.	2018	Keeter, Austin		30	M	Male 30-34		27:29	27:32
72.	2032	Edwards, Maria		46	F	Female 45-49		27:31	27:42
73.	1900	Holden, Michael		17	M	Male 15-19		27:32	27:52
74.	2175	McDaniel, Andrew		29	M	Male 25-29		27:33	27:56
75.	2257	Garland, Jude		16	M	Male 15-19		27:35	27:39
76.	1949	Goodwin, Braiden		12	M	Male 11-12		27:39	27:39
77.	2079	Garland, Lincoln		8	M	Male 07-08		27:45	27:48
78.	1853	Bradley, Khloe		13	F	Female 13-14		27:49	27:59
79.	1970	Wilkins, EUGENE		17	M	Male 15-19		27:50	28:05
80.	1971	Wilkins, Stanley		24	M	Male 20-24		27:50	28:05
81.	2141	Stanfield, Carson		10	M	Male 09-10		27:54	28:07
82.	656	St.Clair, Bowen		7	M	Male 07-08		28:00	28:29
83.	1859	Strickland, Denise		62	F	Female 60-64		28:03	28:08
84.	1858	Strickland, Joey		69	M	Male 65-69		28:14	28:19
85.	2226	Houser, Bryson		11	M	Male 11-12		28:19	28:45
86.	1947	Bradshaw, David		35	M	Male 35-39		28:26	28:37
87.	2023	Watson, Luke		14	M	Male 13-14		28:37	28:46
88.	1801	Schaeffer, Jim		55	M	Male 55-59		28:42	28:47
89.	1864	Wood, Riley		22	M	Male 20-24		28:43	29:19














































RCS Leader of the Pack 5K

Overall Results

Place	Bib	Name	Nat.	Age	Gender	AG	Club Pace	ChipTime	GunTime
90.	1923	DuBose, Dale		33	M	Male 30-34		28:44	29:21
91.	1828	Walker, Nicole		36	F	Female 35-39		28:47	29:09
92.	2154	Holland, Jackson		7	M	Male 07-08		28:55	29:36
93.	1914	Lovelace, Mary-Grace		10	F	Female 09-10		28:57	29:18
94.	2177	Morgan, Rondell		9	M	Male 09-10		29:01	29:06
95.	2156	Crews, Arianna		10	F	Female 09-10		29:08	29:15
96.	1879	Wilson, Jennifer		48	F	Female 45-49		29:09	29:16
97.	2216	Feimster, Josie		10	F	Female 09-10		29:11	29:41
98.	1920	Robbins, Tray		43	M	Male 40-44		29:11	29:46
99.	1865	Dills, Andrew		35	M	Male 35-39		29:12	29:46
100.	663	Hahn, Emma		12	F	Female 11-12		29:19	29:23
101.	1893	Lovelace, Tim		61	M	Male 60-64		29:24	29:33
102.	674	Curtis, Larry		65	M	Male 65-69		29:26	29:33
103.	2263	Jury, Eoin		10	M	Male 09-10		29:32	30:10
104.	2039	Edwards, Finn		12	M	Male 11-12		29:33	29:53
105.	2172	Lewis, Jasper		11	M	Male 11-12		29:40	29:51
106.	2092	Hudson, Lincoln		9	M	Male 09-10		29:41	29:44
107.	1918	Austin, Sandy		71	F	Female 70-74		29:44	29:54
108.	1855	Owens, Sara		17	F	Female 15-19		29:50	29:56
109.	2147	Wood, Henry		11	M	Male 11-12		29:57	30:09
110.	698	Francisco, Aurora		10	F	Female 09-10		30:20	30:33
111.	1903	Crowe, Jordon		36	M	Male 35-39		30:21	30:47
112.	2110	Rice, Logan		10	M	Male 09-10		30:25	30:46
113.	662	Smith, Bailee		11	F	Female 11-12		30:26	30:52
114.	2013	Dietsch, Harper		12	F	Female 11-12		30:26	30:35
115.	2006	White, Sophie		15	F	Female 15-19		30:32	30:35
116.	668	Fields, Byron		36	M	Male 35-39		30:35	30:55
117.	1807	Ramsey, Paul		65	M	Male 65-69		30:35	30:57
118.	1863	Smith, Jill		56	F	Female 55-59		30:36	31:02
119.	2130	Millwood, Wayon		12	M	Male 11-12		30:40	30:54
120.	1868	Healy, Rachael		36	F	Female 35-39		30:42	30:58
121.	1810	Cain, Sherri		44	F	Female 40-44		30:44	31:04
122.	2270	Cruz-Rodriguez, Alondra		10	F	Female 09-10		30:47	31:15
123.	1946	Walker, Kylee		13	F	Female 13-14		30:56	31:22
124.	1841	Dominguez, Nataly		26	F	Female 25-29		30:57	31:04
125.	688	Harrison, Victoria		32	F	Female 30-34		30:59	31:13
126.	2214	Scoggins, Sebastian		11	M	Male 11-12		31:00	31:02
127.	1992	Hollifield, JR		13	M	Male 13-14		31:00	31:21
128.	1965	Henderson, Michael		42	M	Male 40-44		31:08	31:16
129.	1927	Jarrell, Cooper		12	M	Male 11-12		31:42	31:43
130.	1867	McCool, Shannon		60	F	Female 60-64		31:44	32:02
131.	2267	Arwood, Todd		42	M	Male 40-44		31:48	32:42
132.	2148	Appling, Eula		10	F	Female 09-10		31:56	32:33
133.	1821	Kennedy, Liam		8	M	Male 07-08		31:57	32:33
134.	1866	McCool, Hannah		35	F	Female 35-39		32:02	32:20














































RCS Leader of the Pack 5K

Overall Results

Place	Bib	Name	Nat.	Age	Gender	AG	Club Pace	ChipTime	GunTime
135.	2152	Campbell, Trinity		10	F	Female 09-10		32:08	32:14
136.	2262	Wertz, James		25	M	Male 25-29		32:12	32:49
137.	1845	Peterson, Lilli		14	F	Female 13-14		32:21	32:34
138.	1809	Early, Gary		75	M	Male 75-79		32:22	32:32
139.	1898	Milner, Addison		18	F	Female 15-19		32:26	32:34
140.	2161	Farris, Waylon		10	M	Male 09-10		32:27	32:31
141.	1811	Cain, Madalyn		13	F	Female 13-14		33:00	33:17
142.	2268	Arwood, Savannah		15	F	Female 15-19		33:07	34:01
143.	1990	Myers, Brittany		34	F	Female 30-34		33:15	33:46
144.	1991	Hollifield, Riley		16	M	Male 15-19		33:19	33:38
145.	691	Nyamiwa, Emmaul		16	M	Male 15-19		33:23	33:38
146.	2046	Bailey, Alexis		14	F	Female 13-14		33:28	33:35
147.	2064	Beam, Matthew		10	M	Male 09-10		33:32	33:48
148.	1856	Sutton, Andrew		17	M	Male 15-19		33:33	34:13
149.	2236	Bennett, Jeff		64	M	Male 60-64		33:35	33:53
150.	657	St.Clair, Collins		9	F	Female 09-10		33:45	34:13
151.	2116	Silva, Valerie		10	F	Female 09-10		33:45	33:57
152.	2093	Jarrell, Duncan		9	M	Male 09-10		33:51	33:52
153.	2069	Castellon, Nathan		11	M	Male 11-12		33:54	34:10
154.	1887	Williams, Marylu		61	F	Female 60-64		33:56	34:08
155.	2201	Beaupre, Joseph		8	M	Male 07-08		34:00	34:05
156.	2164	Hancock, Riley		11	F	Female 11-12		34:34	34:42
157.	666	Krebs, John		42	M	Male 40-44		34:40	35:29
158.	2205	Bradley, Michael		9	M	Male 09-10		34:50	35:24
159.	2003	Wilhoit, Ryan		46	M	Male 45-49		34:52	35:05
160.	1930	Shepherd, Gray		13	M	Male 13-14		34:56	35:05
161.	669	Adams, Dominic		15	M	Male 15-19		35:01	35:18
162.	2140	Reteria, Eliana		9	F	Female 09-10		35:02	35:23
163.	1860	Gloster, Michael		57	M	Male 55-59		35:03	35:21
164.	1871	Mauriello, Maggie		23	F	Female 20-24		35:03	35:10
165.	2053	Philbeck, Joshua		15	M	Male 15-19		35:13	35:46
166.	1957	Millard, Emma		18	F	Female 15-19		35:14	35:44
167.	1888	Deviney, Jan		59	F	Female 55-59		35:28	35:39
168.	2238	McCoy, Xavier		7	M	Male 07-08		35:32	35:58
169.	2251	Wilkerson, Grace		10	F	Female 09-10		35:38	36:25
170.	2066	Bright, Joey		8	M	Male 07-08		35:47	35:56
171.	2123	Cain, Thomas		10	M	Male 09-10		35:47	36:05
172.	1877	Bunch, Owen		14	M	Male 13-14		35:50	36:01
173.	1892	Powell, Christopher		9	M	Male 09-10		35:50	35:55
174.	683	Stamper, Justin		41	M	Male 40-44		35:51	36:00
175.	1820	Kennedy, Jack		14	M	Male 13-14		35:51	36:03
176.	1872	Alexander, Missy		54	F	Female 50-54		35:54	36:32
177.	1904	Henderson, Cara		17	F	Female 15-19		36:01	36:10
178.	2265	Murray, Finley		8	F	Female 07-08		36:03	36:15
179.	1843	Brevard, Amy		49	F	Female 45-49		36:08	36:20














































RCS Leader of the Pack 5K

Overall Results

Place	Bib	Name	Nat.	Age	Gender	AG	Club Pace	ChipTime	GunTime
180.	1895	Blanton, Layla		9	F	Female 09-10		36:09	36:14
181.	1894	Blanton, Caleb		37	M	Male 35-39		36:10	36:14
182.	1908	Smith, Lisa		59	F	Female 55-59		36:13	37:01
183.	1943	Sims, Jeanette		46	F	Female 45-49		36:14	36:23
184.	1907	Kilpin, Alesha		33	F	Female 30-34		36:17	36:43
185.	1958	Bumgardner, Marque		45	F	Female 45-49		36:23	36:53
186.	1884	Trevitz, Journey		14	F	Female 13-14		36:27	36:40
187.	1803	Downs, Joanie		43	F	Female 40-44		36:28	36:41
188.	1854	Sutphin, Matthew		7	M	Male 07-08		36:33	36:46
189.	2000	Holland, Kathryn		40	F	Female 40-44		36:40	37:20
190.	1817	Bowen, Sam		26	F	Female 25-29		36:40	37:31
191.	2077	Dotson, Jenna		31	F	Female 30-34		36:42	37:12
192.	1891	Powell, Caleb		9	M	Male 09-10		36:44	36:48
193.	1890	Powell, Hermenegilda		46	F	Female 45-49		36:56	37:02
194.	2188	Taunton, Olivia		11	F	Female 11-12		37:04	37:10
195.	2008	Owens, Jacob		14	M	Male 13-14		37:04	37:43
196.	2055	Walker, Logan		11	F	Female 11-12		37:07	37:13
197.	2200	Bailey, Bentley		11	F	Female 11-12		37:13	37:36
198.	2261	Harrill, Dezi		11	F	Female 11-12		37:21	37:48
199.	2212	Condrey, Henry		9	M	Male 09-10		37:24	38:05
200.	2117	Holland, Easton		15	M	Male 15-19		37:29	38:12
201.	677	Shuford, Jane		65	F	Female 65-69		37:34	38:15
202.	1819	Kennedy, Allison		41	F	Female 40-44		37:38	38:04
203.	1993	Toney, Christian		26	M	Male 25-29		37:39	37:58
204.	693	valdez, alex		19	M	Male 15-19		37:39	38:13
205.	1938	Adams, Casta		41	F	Female 40-44		37:48	37:57
206.	2179	Owens, Kason		10	M	Male 09-10		37:49	37:54
207.	2194	Watt, Rylan		11	M	Male 11-12		37:50	37:55
208.	2253	Yates, Justin		12	M	Male 11-12		37:54	38:15
209.	2245	Sipes, Ricky		11	M	Male 11-12		38:02	38:23
210.	2255	Garland, Ashley		43	F	Female 40-44		38:02	38:19
211.	2127	Gibson, Zuri		9	F	Female 09-10		38:04	38:24
212.	2109	Price, Andy		9	M	Male 09-10		38:11	38:14
213.	1988	Davis, Penelope		10	F	Female 09-10		38:12	38:18
214.	2074	Conner, Bentley		9	M	Male 09-10		38:13	38:16
215.	1994	Campbell, Charlotte		11	F	Female 11-12		38:21	38:41
216.	1813	Gardner, Oakley		9	F	Female 09-10		38:25	38:47
217.	2259	Henline, Saylor		8	F	Female 07-08		38:25	38:46
218.	2104	Mullinax, Christina		12	F	Female 11-12		38:26	38:27
219.	2131	Millwood, Lily		10	F	Female 09-10		38:31	38:50
220.	1896	Wieczorek, Evie		11	F	Female 11-12		38:32	38:48
221.	2132	Millwood, Baylee		12	F	Female 11-12		38:35	38:51
222.	2071	Cochran, Scarlett		11	F	Female 11-12		38:39	39:11
223.	1984	Arango, Maria		61	F	Female 60-64		38:44	38:58
224.	1870	Vassey, Aaron		48	M	Male 45-49		38:49	39:37














































RCS Leader of the Pack 5K

Overall Results

Place	Bib	Name	Nat.	Age	Gender	AG	Club Pace	ChipTime	GunTime
225.	1987	Mccann, Paisleigh		12	F	Female 11-12		38:56	39:04
226.	2095	Jones, Allie		12	F	Female 11-12		38:57	38:58
227.	1925	Shepherd, Grantlee		11	M	Male 11-12		38:57	38:59
228.	1979	Stanfield, Lakin		37	F	Female 35-39		39:01	39:17
229.	2258	Parker, Journey		11	F	Female 11-12		39:20	39:48
230.	2056	Aiken, Jeremiah		8	M	Male 07-08		39:28	39:48
231.	1954	Beheler, Elaina		12	F	Female 11-12		39:38	40:02
232.	2165	Harrill, Gina		52	F	Female 50-54		39:39	40:18
233.	2222	Harper, Landon		9	M	Male 09-10		39:51	40:32
234.	2016	Moore, Saige		6	F	Female 05-06		39:52	40:39
235.	689	Moore, Brandon		41	M	Male 40-44		39:52	40:39
236.	2029	Kallay, Braedyn		8	M	Male 07-08		40:00	40:02
237.	1922	Robbins, Chase		8	M	Male 07-08		40:08	40:10
238.	1889	Powell, Ronnie		66	M	Male 65-69		40:12	40:17
239.	1832	Reid, Roy		48	M	Male 45-49		40:18	40:48
240.	1831	Reid, Ashley		36	F	Female 35-39		40:19	40:49
241.	2244	Sipes, Abel		10	M	Male 09-10		40:21	41:02
242.	2059	Aleman, Melanie		11	F	Female 11-12		40:36	40:43
243.	1964	Galvan, Valentin		33	M	Male 30-34		41:06	41:37
244.	2084	Gray, Harley		8	F	Female 07-08		41:08	41:31
245.	2100	Martinez-Galvan, Catalina		8	F	Female 07-08		41:08	41:37
246.	2118	Vance, Polly		8	F	Female 07-08		41:30	41:30
247.	2015	Moore, Julie		35	F	Female 35-39		41:34	42:08
248.	675	Jack, Michelle		17	F	Female 15-19		41:34	42:14
249.	664	Sprouse, Nubia		54	F	Female 50-54		41:36	41:42
250.	665	Krebs, Amy		37	F	Female 35-39		41:36	41:43
251.	2135	Mitchell, Emersyn		9	F	Female 09-10		41:36	42:02
252.	2026	Mitchell, Michael		35	M	Male 35-39		41:36	42:02
253.	2241	Melton, Orrion		10	M	Male 09-10		41:39	42:04
254.	1839	McCoy, Amari		7	M	Male 07-08		41:55	42:22
255.	2274	St.Clair, Tess		40	F	Female 40-44		41:59	42:27
256.	1955	Beheler, Emilee		10	F	Female 09-10		42:01	42:25
257.	1983	Jaynes, Chasidy		49	F	Female 45-49		42:19	42:38
258.	2196	Womick, Riley		11	F	Female 11-12		42:27	42:49
259.	2083	Gossett-Carson, Dache'		11	M	Male 11-12		42:29	42:38
260.	2036	Eplin, Jonathan		31	M	Male 30-34		42:31	42:55
261.	2269	Cruz-Rodriguez, Aaron		11	M	Male 11-12		42:31	42:59
262.	2264	Reid, Freya		10	F	Female 09-10		42:34	43:04
263.	2133	Millwood, Liam		9	M	Male 09-10		42:35	42:54
264.	667	Wilkerson, Gabriel		13	M	Male 13-14		42:37	43:24
265.	2042	Edwards, Jasper		7	M	Male 07-08		42:38	43:01
266.	1849	Marshall, Martha		81	F	Female 80+		42:41	42:45
267.	2225	Wilkerson, Devan		39	M	Male 35-39		42:48	43:35
268.	2054	Philbeck, Arabella		18	F	Female 15-19		42:56	43:28
269.	2028	Hesley, Taylor		28	F	Female 25-29		43:06	43:26














































RCS Leader of the Pack 5K

Overall Results

Place	Bib	Name	Nat.	Age	Gender	AG	Club Pace	ChipTime	GunTime
270.	2191	Vickers, Bria		11	F	Female 11-12		43:16	43:23
271.	658	Teague, Peyton		25	F	Female 25-29		43:21	43:30
272.	659	Bradshaw, Emily		32	F	Female 30-34		43:29	43:50
273.	2138	Renteria, Elias		12	M	Male 11-12		43:30	43:47
274.	2124	Cole, Creasy		12	F	Female 11-12		43:31	43:45
275.	2063	Beach, Kendrick		9	M	Male 09-10		43:32	43:35
276.	2105	Owens, Bradley		9	M	Male 09-10		43:38	43:41
277.	1986	Hendren, Alex		28	M	Male 25-29		43:56	44:26
278.	1985	Ott, Ashlee		33	F	Female 30-34		43:58	44:26
279.	1823	Osborne, Kelsey		28	F	Female 25-29		43:58	44:19
280.	2098	Lytle, Ily		7	F	Female 07-08		44:00	44:28
281.	660	Bradshaw, Margo		8	F	Female 07-08		44:04	44:23
282.	2037	Raines, Jaxon		11	M	Male 11-12		44:15	44:48
283.	692	Valdez, Yureili		11	F	Female 11-12		44:15	44:49
284.	1937	Cooper, Landon		12	M	Male 11-12		44:18	44:44
285.	2040	Edwards, Simon		11	M	Male 11-12		44:22	44:45
286.	1968	Baynard, Leslie		54	F	Female 50-54		44:34	45:03
287.	671	Seigler, Harper		9	M	Male 09-10		44:38	44:54
288.	2088	Henderson, Andy		11	M	Male 11-12		44:41	44:58
289.	672	Seigler, Lane		10	M	Male 09-10		44:41	44:58
290.	1972	Roberts, Alissia		47	F	Female 45-49		44:51	45:04
291.	2189	Taunton, Maggie		9	F	Female 09-10		44:52	44:57
292.	696	Zavala, Daniel		9	M	Male 09-10		45:03	45:05
293.	1967	Ellis, Bill		74	M	Male 70-74		45:29	45:40
294.	690	McClung, Ava		11	F	Female 11-12		45:30	45:36
295.	1847	Hicks, LaCosta		39	F	Female 35-39		45:35	46:02
296.	2184	Sherrod, Chloe		9	F	Female 09-10		45:36	45:42
297.	695	McEntire, Carter		10	M	Male 09-10		45:38	46:01
298.	1945	Morgan, Chloe		7	F	Female 07-08		45:39	45:55
299.	2181	Roche, Heather		40	F	Female 40-44		45:40	45:56
300.	1827	McEntire, Susan		60	F	Female 60-64		45:41	46:02
301.	2049	Hollifield, Blakely		25	F	Female 25-29		45:41	46:19
302.	1814	houser, shawn		45	F	Female 45-49		45:41	46:19
303.	2024	Blascoe, Silas		9	M	Male 09-10		45:44	45:57
304.	1911	Daly, Chelsea		30	F	Female 30-34		45:49	45:58
305.	2213	Cooper, Keaton		9	M	Male 09-10		45:50	46:37
306.	682	Steed, Angela		51	F	Female 50-54		46:00	46:51
307.	1826	Roche, Faune		12	F	Female 11-12		46:03	46:21
308.	1840	McCoy, Aniyah		7	F	Female 07-08		46:06	46:34
309.	1977	Osborne, Heather		31	F	Female 30-34		46:15	46:35
310.	1846	Mundy, Anita		56	F	Female 55-59		46:27	46:53
311.	2193	Watkins, Braylee		10	F	Female 09-10		46:31	46:38
312.	1931	Smith, Alma		11	F	Female 11-12		46:36	47:10
313.	2025	Blascoe, Marlee		10	F	Female 09-10		46:41	46:55
314.	1960	Waters, Thomas		38	M	Male 35-39		46:49	47:14













































RCS Leader of the Pack 5K

Overall Results

Place	Bib	Name	Nat.	Age	Gender	AG	Club Pace	ChipTime	GunTime
315.	2192	Waters, Megan		36	F	Female 35-39		46:52	47:17
316.	2237	Maxwell, Addisyn		10	F	Female 09-10		46:55	47:38
317.	2246	Sisk, Chloe		12	F	Female 11-12		46:57	47:40
318.	1905	Henderson, Ellie		12	F	Female 11-12		47:11	47:20
319.	2197	Albrecht, Natalie		11	F	Female 11-12		47:19	47:45
320.	2207	Calton, Anastasia		9	F	Female 09-10		47:19	47:49
321.	2239	McDowell, Jahlil		10	M	Male 09-10		47:25	48:10
322.	2204	Boyce, Da'qualyn		9	M	Male 09-10		47:25	48:10
323.	2248	Vasquez-Pascual, Thomas		8	M	Male 07-08		47:27	48:00
324.	1921	Robbins, Max		11	M	Male 11-12		47:49	48:21
325.	1906	Henderson, Jenn		42	F	Female 40-44		47:53	48:02
326.	2062	Bailey, Taegan		9	M	Male 09-10		47:54	48:20
327.	2014	Grant, Savannah		9	F	Female 09-10		47:54	48:41
328.	2199	Bailey, Steven		9	M	Male 09-10		47:55	48:29
329.	2230	Kelly-Lindsay, Lamarciana		9	F	Female 09-10		47:58	48:29
330.	2137	Pacetti, Jamison		10	M	Male 09-10		48:05	48:24
331.	1932	Smith, Edwar		12	M	Male 11-12		48:21	48:55
332.	2057	Aiken, Layliana		11	F	Female 11-12		48:31	49:05
333.	2272	Carlock, Elizabeth		11	F	Female 11-12		48:33	49:05
334.	1933	Smith, Yarey		8	M	Male 07-08		48:40	49:16
335.	2087	Hagan, Julian		7	M	Male 07-08		48:43	48:47
336.	2143	Vance, Roy		8	M	Male 07-08		48:44	49:03
337.	2208	Calton, Naomi		8	F	Female 07-08		48:44	49:25
338.	2051	Philbeck, Jason		49	M	Male 45-49		48:46	49:23
339.	1966	Ellis, Patti		68	F	Female 65-69		48:49	49:00
340.	1901	Vance, Melissa		26	F	Female 25-29		48:51	49:10
341.	2249	Wallace, Ella		10	F	Female 09-10		48:55	49:35
342.	2052	Philbeck, Paige		43	F	Female 40-44		49:00	49:37
343.	1885	Conn, Bettina		65	F	Female 65-69		49:02	49:31
344.	2180	Philbeck, Staley		10	M	Male 09-10		49:03	49:39
345.	1997	Hipp, Felicia		54	F	Female 50-54		49:09	49:20
346.	2218	Garcia, Christopher		11	M	Male 11-12		49:11	49:39
347.	2170	Kelly, Raine		9	F	Female 09-10		49:16	49:28
348.	1944	QUANDT, MICHELLE		36	F	Female 35-39		49:19	49:43
349.	1917	Murphy, Steven		32	M	Male 30-34		49:21	49:36
350.	2136	Murphy, Madelyn		9	F	Female 09-10		49:21	49:36
351.	2041	Edwards, Zephyr		8	M	Male 07-08		49:23	49:46
352.	2206	Cabrera, Melody		8	F	Female 07-08		49:31	50:00
353.	2009	Brown, Valerie		57	F	Female 55-59		49:33	50:15
354.	1999	Hipp, Chris		56	M	Male 55-59		49:58	50:10
355.	1976	Wright, Holley		12	F	Female 11-12		50:01	50:35
356.	1974	WRIGHT, JENNIFER		50	F	Female 50-54		50:02	50:35
357.	1951	Smith, Justin		28	M	Male 25-29		50:02	50:35
358.	2220	Gossett, Samione		10	F	Female 09-10		50:10	50:54
359.	2033	Kelly, Whitney		40	F	Female 40-44		50:17	50:29

RCS Leader of the Pack 5K

Overall Results

Place	Bib	Name	Nat.	Age	Gender	AG	Club Pace	ChipTime	GunTime
360.	2174	Lynch, Kayliah		10	F	Female 09-10		50:25	50:33
361.	2190	Tavares, Allyson		12	F	Female 11-12		50:25	50:33
362.	1802	Wilson, Lilly		13	F	Female 13-14		50:40	51:05
363.	2113	Roland, Lillyon		12	F	Female 11-12		51:02	51:41
364.	2112	Rojas-Arroyo, Alexia		12	F	Female 11-12		51:08	51:48
365.	1916	Murphy, Amber		32	F	Female 30-34		51:16	51:32
366.	686	Gonzalez, Sophia		15	F	Female 15-19		51:19	51:33
367.	687	Gonzalez, Ana'lyse		12	F	Female 11-12		51:20	51:33
368.	2082	Gossett-Brooks, Zoyia		11	F	Female 11-12		51:24	52:47
369.	2081	Goodwin, Nadalynn		8	F	Female 07-08		51:26	51:55
370.	1948	Goodwin, Cortney		32	F	Female 30-34		51:27	51:55
371.	2068	Burgess, Krystle		8	F	Female 07-08		51:41	52:13
372.	2048	Epley, Finn		10	M	Male 09-10		51:57	52:18
373.	2114	Roland, Emmerson		10	F	Female 09-10		52:08	52:48
374.	2122	Brady, Finley		8	M	Male 07-08		52:17	52:37
375.	1998	Hipp, Micah		23	F	Female 20-24		52:58	53:09
376.	1989	Mccann, Brandy		46	F	Female 45-49		53:08	53:36
377.	2144	Vega, Caleb		11	M	Male 11-12		53:20	53:34
378.	2125	Cook, Patsy		66	F	Female 65-69		53:29	53:52
379.	2146	Wall, Brayden		10	M	Male 09-10		53:35	53:50
380.	1902	Wall, Naomi		44	F	Female 40-44		54:32	54:49
381.	2142	Twitty, Ashley		42	F	Female 40-44		55:08	55:29
382.	2103	Miller, Hailly		10	F	Female 09-10		55:16	55:25
383.	2101	McIntyre, Kathy		36	F	Female 35-39		55:19	55:51
384.	2120	Waters, Kelsey		30	F	Female 30-34		55:22	55:52
385.	2065	Beam, Evie		45	F	Female 45-49		55:30	56:23
386.	1969	Valentine, Samantha		8	F	Female 07-08		55:51	56:18
387.	697	Lee, Magnolia		7	F	Female 07-08		56:04	56:33
388.	680	Garcia, Rosemary		10	F	Female 09-10		56:25	57:04
389.	2254	DuBois, Traci		7	F	Female 07-08		57:58	58:26
390.	2076	Davis, Sadie		11	F	Female 11-12		58:03	58:41
391.	1838	Scott, Amanda		41	F	Female 40-44		58:36	59:09
392.	1919	Robbins, Jessica		40	F	Female 40-44		58:54	59:29
393.	1861	Champion-Toms, Ashley		27	F	Female 25-29		59:11	59:56
394.	1912	Rice, Kira		14	F	Female 13-14		59:14	59:56
395.	2030	Eplin, Maia		30	F	Female 30-34		59:31	59:56
396.	2159	Eplin, Raiden		10	M	Male 09-10		59:32	59:58
397.	1982	Beheler, Margaret		4	F	Female 00-04		1:01:30	1:02:11
398.	1953	Shaffer, Jane		62	F	Female 60-64		1:01:52	1:02:33
399.	1935	Cooper, Richard "RJ"		10	M	Male 09-10		1:02:08	1:02:36
400.	1936	Cooper, Randall		58	M	Male 55-59		1:02:28	1:02:42
401.	1952	Beheler, Michaela		35	F	Female 35-39		1:03:30	1:04:10
a.k.	1842	Vega, Alicia		45	F	Female 45-49			
a.k.	2145	Vega, Willow		9	F	Female 09-10			

Number of records: 403