









































# Frostbite Run

## Age Group Results Frostbite Run 5K










Place	Bib	Name	Nat.	Age	Club	Pace	ChipTime	GunTime
Frostbite Run 5K								
Female 9 & Under								
1.	359	Snider, Jonesy		8		8:57	27:51	27:51
2.	320	Petersen, Mckinna		9		11:25	35:31	35:31
3.	244	Fischer, Colleen		9		11:40	36:15	36:15
4.	204	Benton, Leanna		9		19:57	1:02:01	1:02:01
Female 10-14								
1.	386	West, Emma		12		7:32	23:26	23:26
2.	335	Robinson, Ava		13		8:03	25:04	25:04
3.	396	Yokel, Elizabeth		14		8:48	27:23	27:23
4.	230	Drennan, Addison		11		10:27	32:30	32:30
5.	185	Abbott, Mckinley		11		14:35	45:21	45:21
6.	179	Heywood, Kendall		13		15:08	47:04	47:04
7.	366	Stockton, Olivia		10		16:05	50:01	50:01
8.	286	Knight, Leah		13		17:28	54:19	54:19
9.	367	Stoll, Amelia		14		17:45	55:12	55:12
10.	331	Reid, Lily Joy		10		18:15	56:45	56:45
Female 15-19								
1.	208	Boudro, Aurora		17		8:48	27:23	27:23
2.	209	Boudro, Geneva		15		8:48	27:24	27:24
Female 20-24								
1.	196	Jones, Shelby		23		11:27	35:35	35:35
2.	202	Alleson, Katelyn		24		14:12	44:11	44:11
Female 25-29								
1.	213	Burns, Hayley		29		10:41	33:14	33:14
2.	363	Spencer, Haelee		25		14:06	43:49	43:49
3.	176	Vandenbusch, Karlie		27		14:18	44:27	44:27
4.	175	Vandenbusch, Stephanie		28		14:18	44:28	44:28
Female 30-34								
1.	279	Jones, Heather		31		7:15	22:34	22:34
2.	293	Lowry, Shandra		33		8:45	27:12	27:12
3.	226	DeLack, Julie		33		9:39	30:00	30:00
4.	389	Wilson, Savannah		34		10:09	31:34	31:34
5.	193	Reed, Rebecca		32		11:11	34:48	34:48
6.	294	Mannebach, Chelsea		32		12:15	38:05	38:05
7.	186	Abbott, Margaret		34		12:15	38:06	38:06
8.	307	Miller, Marjorie		34		15:29	48:10	48:10
Female 35-39								
1.	333	Rivera, Crystal		39		10:13	31:47	31:47
2.	358	Snider, Cari		37		11:30	35:46	35:46
3.	370	Striley, Emily		39		11:40	36:16	36:16
4.	308	Miller, Tina		39		11:53	36:58	36:58

# Frostbite Run












## Age Group Results Frostbite Run 5K

Place	Bib	Name	Nat.	Age	Club	Pace	ChipTime	GunTime
5.	245	Fischer, Merry		39		11:55	37:03	37:03
6.	217	Capello, Marsha		36		12:08	37:45	37:45
7.	350	SHEAN, TIFFANY		39		12:45	39:39	39:39
8.	357	Smith, Shilo		39		13:10	40:56	40:56
9.	321	Petersen, Nikki		37		13:55	43:18	43:18
10.	231	Drennan, LeeAnne		39		20:01	1:02:14	1:02:14






### Female 40-44

1.	336	Robinson, Jonna		44		9:46	30:21	30:21
2.	334	Roa, Calie		40		10:09	31:33	31:33
3.	278	Joling, Toni		42		10:33	32:48	32:48
4.	390	Wise, Rachel		40		11:46	36:35	36:35
5.	225	Daw, Michelle		43		12:07	37:39	37:39
6.	266	Hill, Tera		41		12:07	37:39	37:39
7.	177	Robinson, Stephanie		44		12:34	39:04	39:04
8.	280	Jones, Naomi		40		15:30	48:12	48:12
9.	243	Fields, Stacy		40		20:17	1:03:03	1:03:03






### Female 45-49

1.	174	Rodgers, Barbara		49		8:03	25:02	25:02
2.	312	Morales Carnicero, Monica		49		8:19	25:51	25:51
3.	228	Dodd, Malisa		49		9:15	28:46	28:46
4.	263	Harrison, April		49		10:07	31:29	31:29
5.	332	Reid, Vilma		48		11:32	35:54	35:54
6.	329	Rasor, Jodi		45		11:53	36:58	36:58
7.	351	Shoemake, Marcella		47		12:13	37:59	37:59
8.	289	LaTulip, Vicky		49		12:17	38:11	38:11
9.	397	York, Amy		46		12:29	38:48	38:48
10.	236	Englehart, Jenny		45		13:37	42:20	42:20
11.	325	Pfeil, Tanalyn		47		16:06	50:03	50:03



### Female 50-54

1.	258	Grebosky, Becky		52		8:12	25:31	25:31
2.	354	Singleton, Lisa		50		11:32	35:51	35:51
3.	295	Manning, Anita		53		13:02	40:32	40:32
4.	183	Kell, Becky		50		13:36	42:19	42:19
5.	344	Schaefer, Lauri		52		14:56	46:26	46:26

### Female 55-59

































1.	355	Skinner, Francie		55		11:04	34:24	34:24
2.	379	Van Horn, Robin		56		11:21	35:18	35:18
3.	402	Hirschmugl, Karen		56		11:48	36:43	36:43
4.	299	Martin, Patti		59		12:09	37:48	37:48
5.	212	Burns, Diane K.		58		12:11	37:53	37:53

### Female 60-64

1.	195	Paul, Leeann		61		7:57	24:43	24:43
2.	309	Mindrup, Cindy		63		16:38	51:42	51:42





# Frostbite Run

## Age Group Results Frostbite Run 5K





Place	Bib	Name	Nat.	Age	Club	Pace	ChipTime	GunTime
Female 70-74								
1.	268	Hodge, Donna		74		11:38	36:10	36:10
Male 9 & Under								
1.	380	Versteeg, Jack		9		8:13	25:34	25:34
2.	246	Fischer, Tory		7		10:54	33:53	33:53
3.	205	Benton, Lemmy		7		11:19	35:12	35:12
4.	319	Petersen, Cooper		5		13:55	43:16	43:16
5.	240	Fields, Richmond		8		20:17	1:03:02	1:03:02
Male 10-14								
1.	227	Dial, Taylor		13		7:18	22:44	22:44
2.	394	Woodard, Nathan		13		7:48	24:15	24:15
3.	346	Schmidt, Preston		11		8:04	25:05	25:05
4.	249	Gammel, Brendan		11		9:17	28:54	28:54
5.	222	Cooper, Ethan		13		9:27	29:22	29:22
6.	251	Gammel, Gaelan		14		10:34	32:53	32:53
7.	262	Hale, Matthew		13		12:22	38:29	38:29
8.	229	Dodd, Trevor		14		12:56	40:12	40:12
9.	242	Fields, Robert		11		13:07	40:49	40:49
10.	285	Knight, Ethan		11		14:22	44:39	44:39
Male 15-19								
1.	219	Christian, Caleb		15		6:07	19:01	19:01
2.	259	Grebosky, Carson		18		8:12	25:30	25:30
3.	384	Wang, Eric		18		8:43	27:07	27:07
4.	173	Fuentes, Carlos		19		11:24	35:28	35:28
Male 20-24								
1.	261	Grebosky, Spencer		20		11:24	35:28	35:28
Male 25-29								
1.	188	McEvoy, Jonathan		27		9:01	28:04	28:04
2.	405	Osborn, Zach		29		11:04	34:26	34:26
Male 30-34								
1.	407	Hinsley, Jace		30		5:29	17:05	17:05
2.	247	Fox, Ben		32		7:34	23:32	23:32
3.	190	Chronister, Travis		33		8:20	25:55	25:55
Male 35-39								
1.	220	Christian, Ryan		39		8:22	26:03	26:03
2.	360	Snider, Wayne		37		8:58	27:55	27:55
3.	189	McGillivizay, Sean		35		9:03	28:10	28:10
4.	323	Petersen, Scott		39		11:25	35:31	35:31
Male 40-44								
1.	274	Husted, Kevin		42		7:15	22:32	22:32
2.	276	johnson, brian		43		7:27	23:12	23:12

## Frostbite Run


### Age Group Results Frostbite Run 5K

Place	Bib	Name	Nat.	Age	Club	Pace	ChipTime	GunTime
3.	250	Gammel, Curtis		44		9:18	28:54	28:54
4.	241	Fields, Rob		42		13:08	40:49	40:49
5.	401	Smith, Dave		40		13:10	40:56	40:56
6.	284	Knight, Adam		43		17:33	54:32	54:32




#### Male 45-49

1.	317	Olivier, Stephane		45		7:33	23:31	23:31
2.	269	Hoefling, Aaron		48		8:57	27:51	27:51
3.	406	Crawford, Michael		47		10:25	32:24	32:24
4.	324	Pfeil, Scott		47		16:05	50:02	50:02





#### Male 50-54

1.	206	Benton, Skip		52		11:19	35:12	35:12
----	-----	--------------	---	----	--	-------	-------	-------



#### Male 55-59

1.	211	Brown, Barry		57		8:10	25:24	25:24
2.	260	Grebosky, Jamie		57		9:41	30:08	30:08
3.	330	Reid, Bruce		58		11:32	35:54	35:54



#### Male 60-64

1.	364	Spencer, Randy		63		7:17	22:39	22:39
2.	378	Van Horn, James		61		10:31	32:41	32:41
3.	368	Stone, Donald		63		11:35	36:03	36:03
4.	184	Kell, Brent		60		11:57	37:09	37:09


#### Male 65-69

1.	267	Hodge, Charles		68		9:13	28:40	28:40
2.	310	Mindrup, Kenneth		66		13:50	43:00	43:00

#### Male 70-74

1.	374	Swisher, Frank		71		8:36	26:46	26:46
2.	349	SHASKEY, NORMAN		72		15:06	46:57	46:57

#### Male 80-84

1.	382	Wade, Leander F		80		14:06	43:52	43:52
----	-----	-----------------	---	----	--	-------	-------	-------

Number of records: 125