


















































































Frostbite Run

Overall Results Frostbite Run 10k

Place	Bib	Name	Nat.	Age	Gender	AG	Club	Pace	ChipTime	GunTime
Frostbite Run 10k										
1.	194	Reed, Aaron		37	M	Male 35-39		5:55	36:53	36:53
2.	403	Alegria, Gregorio		46	M	Male 45-49		6:31	40:31	40:31
3.	340	Santarelli, Jonathan		36	M	Male 35-39		6:35	40:59	40:59
4.	388	Wilder, Grif		58	M	Male 55-59		6:56	43:10	43:10
5.	303	Mcdonald, Patrick		44	M	Male 40-44		7:02	43:49	43:49
6.	200	Adamek, Sarah		40	F	Female 40-44		7:06	44:08	44:08
7.	301	Mathieu, Dilan		16	M	Male 15-19		7:14	45:00	45:00
8.	347	Schmidtke, Evan		39	M	Male 35-39		7:19	45:29	45:29
9.	385	Watson, Penny		28	F	Female 25-29		7:26	46:18	46:18
10.	297	Marroquin, Ruben		44	M	Male 40-44		7:27	46:20	46:20
11.	372	Sutterfield, Andy		29	M	Male 25-29		7:28	46:29	46:29
12.	387	Whiteley, Chuck		62	M	Male 60-64		7:30	46:38	46:38
13.	328	Ralph, Janelle		38	F	Female 35-39		7:32	46:51	46:51
14.	296	Mansuetti, Christen		48	F	Female 45-49		7:33	46:59	46:59
15.	395	Yokel, Danielle		46	F	Female 45-49		7:37	47:24	47:24
16.	254	Ginestar, Fred		48	M	Male 45-49		7:43	47:58	47:58
17.	361	Sorensen, Shawn		36	M	Male 35-39		7:43	48:00	48:00
18.	224	Cumiford, Scott		55	M	Male 55-59		7:56	49:19	49:19
19.	369	Stone, Jeffrey		64	M	Male 60-64		7:56	49:21	49:21
20.	345	Schmidt, Paul		52	M	Male 50-54		8:03	50:05	50:05
21.	352	Sims, Jenny		35	F	Female 35-39		8:04	50:09	50:09
22.	265	Hendrickson, Kyle		30	M	Male 30-34		8:08	50:35	50:35
23.	271	Howard, Jason		50	M	Male 50-54		8:12	51:03	51:03
24.	257	Gray, Frank		56	M	Male 55-59		8:17	51:30	51:30
25.	198	McDonald, Tamara		45	F	Female 45-49		8:17	51:33	51:33
26.	182	Ramos, Livvy		38	F	Female 35-39		8:23	52:10	52:10
27.	298	Marshall, Richelle		42	F	Female 40-44		8:26	52:28	52:28
28.	292	Longan, Lynn		46	F	Female 45-49		8:27	52:33	52:33
29.	197	Alonzo, Ron		70	M	Male 70+		8:33	53:11	53:11
30.	377	Underwood, Cecil		50	M	Male 50-54		8:37	53:37	53:37
31.	277	Johnson, Melissa		29	M	Male 25-29		8:41	53:59	53:59
32.	287	Koch, Mike		62	M	Male 60-64		8:46	54:34	54:34
33.	404	Wall, Kim		50	F	Female 50-54		8:47	54:40	54:40
34.	255	Ginestar, Kara		41	F	Female 40-44		8:48	54:42	54:42
35.	180	Erickson, Brent		32	M	Male 30-34		8:53	55:13	55:13
36.	375	Szewc, Eric		49	M	Male 45-49		8:54	55:23	55:23
37.	339	Sanchez, Joe		64	M	Male 60-64		8:55	55:26	55:26
38.	218	Carlson, Melissa		44	F	Female 40-44		8:57	55:39	55:39
39.	362	Souza, Darian		20	F	Female 20-24		9:01	56:03	56:03
40.	201	Aker, Martha		55	F	Female 55-59		9:01	56:03	56:03
41.	288	LaTulip, DOUG		48	M	Male 45-49		9:03	56:16	56:16
42.	239	Feroul, Cyril		41	M	Male 40-44		9:05	56:28	56:28
43.	306	Mesloh, Shawna		44	F	Female 40-44		9:08	56:50	56:50
44.	393	Wolfe, Brett		57	M	Male 55-59		9:17	57:46	57:46
45.	383	Wallace, Julie		46	F	Female 45-49		9:22	58:16	58:16

Frostbite Run

Overall Results Frostbite Run 10k

Place	Bib	Name	Nat.	Age	Gender	AG	Club	Pace	ChipTime	GunTime
46.	365	Still, Cara		36	F	Female 35-39		9:23	58:23	58:23
47.	327	Rabaya, Paulo		41	M	Male 40-44		9:24	58:28	58:28
48.	214	Burrows, Ellen		43	F	Female 40-44		9:32	59:19	59:19
49.	215	Buxton, Steven		71	M	Male 70+		9:34	59:29	59:29
50.	304	Mcgillivray, Amy		37	F	Female 35-39		9:38	59:55	59:55
51.	248	Gallagher, Mike		55	M	Male 55-59		9:38	59:58	59:58
52.	270	Hooper, Jessica		34	F	Female 30-34		9:42	1:00:22	1:00:22
53.	392	Wolfe, Amanda		26	F	Female 25-29		9:43	1:00:27	1:00:27
54.	273	Hulsey Sheadel,		45	F	Female 45-49		9:43	1:00:28	1:00:28
55.	348	Schmidtke, Hayley		39	F	Female 35-39		9:49	1:01:04	1:01:04
56.	376	Tracy, Anne		59	F	Female 55-59		9:57	1:01:54	1:01:54
57.	342	Scarborough, Penny		56	F	Female 55-59		9:58	1:01:57	1:01:57
58.	272	Howe, Megan		40	F	Female 40-44		9:59	1:02:06	1:02:06
59.	232	Dudley, Kimberly		57	F	Female 55-59		10:09	1:03:09	1:03:09
60.	203	Bastian, Laurie		49	F	Female 45-49		10:10	1:03:15	1:03:15
61.	398	Zimmerman, Brittain		35	F	Female 35-39		10:14	1:03:39	1:03:39
62.	326	Plautz, Ted		63	M	Male 60-64		10:15	1:03:45	1:03:45
63.	300	Mathieu, David		50	M	Male 50-54		10:36	1:05:56	1:05:56
64.	192	Britten, Ashley		34	F	Female 30-34		10:40	1:06:19	1:06:19
65.	291	Lockwood, Jessie		33	F	Female 30-34		10:52	1:07:33	1:07:33
66.	381	Vollmar, Kristi		40	F	Female 40-44		11:01	1:08:33	1:08:33
67.	322	Petersen, Rikki		45	F	Female 45-49		11:01	1:08:34	1:08:34
68.	252	Gealon, Elena		49	F	Female 45-49		11:04	1:08:52	1:08:52
69.	253	Gealon, Jon		47	M	Male 45-49		11:07	1:09:06	1:09:06
70.	256	Girard, Cindi		41	F	Female 40-44		11:13	1:09:48	1:09:48
71.	216	Campanelli, Teresa		37	F	Female 35-39		11:13	1:09:48	1:09:48
72.	290	Law, Mindi		41	F	Female 40-44		11:16	1:10:01	1:10:01
73.	207	Blower, Rachel		45	F	Female 45-49		11:16	1:10:02	1:10:02
74.	181	Erickson, Ashley		31	F	Female 30-34		11:50	1:13:35	1:13:35
75.	314	Nelson, Ashley		25	F	Female 25-29		11:50	1:13:35	1:13:35
76.	318	Perry, Sunshine		31	F	Female 30-34		11:51	1:13:40	1:13:40
77.	281	Kasprzak, Angela		31	F	Female 30-34		12:15	1:16:09	1:16:09
78.	282	Kasprzak, Eric		34	M	Male 30-34		12:15	1:16:10	1:16:10
79.	305	mensch, terri		62	F	Female 60-64		12:25	1:17:13	1:17:13
80.	275	Janiak, Imelda		51	F	Female 50-54		13:49	1:25:55	1:25:55
81.	373	Swartsley, Jerry		79	M	Male 70+		13:51	1:26:06	1:26:06
82.	199	Michelle, Goldena		41	F	Female 40-44		14:09	1:27:59	1:27:59
83.	221	Clouse, Rayna		43	F	Female 40-44		14:09	1:28:01	1:28:01
84.	223	Culbertson, Jenny		47	F	Female 45-49		14:33	1:30:27	1:30:27

Number of records: 84