




































10th Annual Sprint Into Spring 5k/10k 3/12/2023

Overall Results 10k

Place	Bib	Name	Nat.	Age	Gender	AG	Club	Pace	ChipTime	GunTime
10k										
1.	1588	Frutos, Froilan		48	M	Male 45-49			38:41	38:41
2.	1597	Landy, Nick		28	M	Male 25-29			39:25	39:26
3.	1572	Baker, Adam		31	M	Male 30-34			43:23	43:25
4.	1630	Van Dyke, Chris		31	M	Male 30-34			45:15	45:16
5.	1625	Terrell, Manny		38	F	Female 35-39			45:58	46:00
6.	1631	Porter, Zsa Zsa		47	F	Female 45-49			46:20	46:45
7.	1608	Pavlichko, Caitlin		34	F	Female 30-34			46:47	46:51
8.	1619	Saglimbeni, Joseph		36	M	Male 35-39			50:06	50:36
9.	1594	Jennings, Dawn		47	F	Female 45-49			51:48	51:50
10.	1593	Hendrix, Kelly		28	F	Female 25-29			52:51	52:53
11.	1600	Lunsford, Nathalie		28	F	Female 25-29			52:52	53:20
12.	1616	Ruberto, Christine		57	F	Female 55-59			52:54	52:59
13.	1575	Bates, Greg		31	M	Male 30-34			55:11	55:16
14.	1604	Milligan, Katie		46	F	Female 45-49			56:26	56:29
15.	1610	Penley, Jeff		58	M	Male 55-59			56:55	57:01
16.	1591	Gorelick, Erin		32	F	Female 30-34			56:58	57:04
17.	1598	Leatherman, Jessica		33	F	Female 30-34			57:10	57:19
18.	1602	Malissen, Franck		48	M	Male 45-49			57:15	57:28
19.	1629	Van Dyke, Kayla		30	F	Female 30-34			57:23	57:32
20.	1632	Majors-Rodriguez, Kai		41	M	Male 40-44			57:30	57:54
21.	1574	Bartolotta, Spencer		30	M	Male 30-34			58:06	58:19
22.	1577	Christy, Zeb		37	M	Male 35-39			58:10	58:23
23.	1599	Lingerfelt, Kenneth		56	M	Male 55-59			58:26	58:40
24.	1579	Cody, Chris		41	M	Male 40-44			58:50	58:53
25.	1592	Gunter, Ryan		40	M	Male 40-44			59:26	59:37
26.	1596	Krupa, Stephen		55	M	Male 55-59			1:00:25	1:00:32
27.	1582	Jennings, Doug		51	M	Male 50-54			1:01:25	1:01:32
28.	1580	Copelin, Molly A		46	F	Female 45-49			1:01:51	1:02:07
29.	1573	Bandalan, Florina		51	F	Female 50-54			1:02:03	1:02:19
30.	1578	Cody, Oksana		35	F	Female 35-39			1:02:22	1:02:26
31.	1583	Cuttle, Tim		60	M	Male 60-64			1:07:06	1:07:11
32.	1624	Singleton, Joe		27	M	Male 25-29			1:08:03	1:08:22
33.	1623	Singleton, Shaye		26	F	Female 25-29			1:08:03	1:08:22
34.	1603	Malissen, Alexandra		37	F	Female 35-39			1:08:18	1:08:29
35.	1607	Oxsher, Fiona		37	F	Female 35-39			1:09:10	1:09:26
36.	1581	Covington, Megan		27	F	Female 25-29			1:09:23	1:09:38
37.	1621	Sawlani, Suchita		53	F	Female 50-54			1:09:30	1:09:38
38.	1614	Rivera, Joseph		39	M	Male 35-39			1:10:41	1:11:05
39.	1626	Thomas, Marisa		43	F	Female 40-44			1:11:33	1:12:02
40.	1620	Sawlani, Nanak		54	M	Male 50-54			1:11:50	1:12:00
41.	1609	Pender, Ramona		69	F	Female 65-69			1:15:19	1:15:45
42.	1617	Russell, Kristin		38	F	Female 35-39			1:15:27	1:15:55
43.	1605	Minton, Summer		41	F	Female 40-44			1:22:27	1:22:43

Number of records: 43