




































































































NODA Freaky 5k 10/29/2022

Overall Results

Place	Bib	Name	Nat.	Age	Gender	AG	Club	Pace	ChipTim	GunTime
5K										
1.	1341	Ryan, Jim		33	M	Male 30-34			16:52	16:52
2.	1382	Prdgen, Paula		36	F	Female 35-39			17:27	17:27
3.	1381	Keathley, Franklin		41	M	Male 40-44			17:30	17:30
4.	1206	Barta, Christopher		28	M	Male 25-29			17:34	17:35
5.	1392	Crochford, Chad		41	M	Male 40-44			18:45	18:45
6.	1221	Chew, Tim		40	M	Male 40-44			18:46	18:55
7.	1293	McRae, Matthew		43	M	Male 40-44			19:02	19:02
8.	1253	Funderburg, Will		35	M	Male 35-39			19:20	19:20
9.	1351	Strickland, Laura		50	F	Female 50-54			21:30	21:30
10.	1385	Kocjanic, Kelsey		37	M	Male 35-39			21:46	21:46
11.	1386	Saftner, Kate		34	F	Female 30-34			22:11	22:12
12.	1307	Oakley, Joey		32	M	Male 30-34			22:11	22:15
13.	1323	Price, Jesse		22	M	Male 20-24			22:28	22:38
14.	1227	Coronado, Fabien		29	M	Male 25-29			22:34	22:34
15.	1216	Canfield, Evan		36	M	Male 35-39			22:36	22:37
16.	1248	Few, Grace		36	F	Female 35-39			23:02	23:03
17.	1269	Kaluf, Brian		37	M	Male 35-39			23:03	23:15
18.	1380	Gaggl, Paul		42	M	Male 40-44			23:04	23:15
19.	1271	King, Kyle		30	M	Male 30-34			23:49	23:55
20.	1378	Gurrad, Jack		51	M	Male 50-54			23:52	23:54
21.	1226	Cornelison, Barrett		57	M	Male 55-59			24:16	24:19
22.	1292	McKenzie, PJ		39	M	Male 35-39			24:30	24:45
23.	1384	Story, Thomas		26	M	Male 25-29			25:29	26:14
24.	1340	Rutledge, Annie		28	F	Female 25-29			25:50	26:17
25.	1376	Yap, Russell		37	M	Male 35-39			25:55	26:16
26.	1347	Smith, Dale		69	M	Male 65-69			26:05	26:09
27.	1275	Koeck, Wendy		51	F	Female 50-54			26:15	26:38
28.	1377	Zaverl, Eric		43	M	Male 40-44			26:20	26:29
29.	1383	Randall, Kristina		16	F	Female 15-19			26:25	26:26
30.	1279	Lee, Deanna		57	F	Female 55-59			26:33	26:34
31.	1330	Reid, Alex		29	M	Male 25-29			26:51	27:07
32.	1265	Honnold, Gretchen		32	F	Female 30-34			27:05	27:58
33.	1270	Keeter, Brett		46	M	Male 45-49			27:13	27:16
34.	1319	Pierce, Kaylee		15	F	Female 15-19			27:43	27:43
35.	1297	Meyer, Duncan		29	M	Male 25-29			27:47	28:37
36.	1232	DiGiovanni, Dana		26	F	Female 25-29			27:56	28:01
37.	1366	Vanevenhoven, Alan		42	M	Male 40-44			28:06	28:30
38.	1303	Murray, Mila		10	F	Female 10-14			28:14	28:23
39.	1264	Holmes, Laurel		9	F	Female 7-9			28:14	28:24
40.	1304	Murray, Candace		42	F	Female 40-44			28:21	28:35
41.	1217	Carney Holmes,		41	F	Female 40-44			28:22	28:35
42.	1247	Ferguson, Doug		32	M	Male 30-34			28:31	29:27
43.	1240	Durkin, Sara		54	F	Female 50-54			28:38	28:42
44.	1346	Siefken, Jessy		48	F	Female 45-49			28:39	28:50
45.	1209	Bonarigo, Phillip		34	M	Male 30-34			28:39	28:41
46.	1246	Falduto, Allison		27	F	Female 25-29			28:45	29:08
47.	1350	Strickland, Allen		56	M	Male 55-59			28:47	28:47
48.	1278	Lanksbury, Jordan		27	M	Male 25-29			28:51	28:51
49.	1204	Avalos, Erika		26	F	Female 25-29			28:51	28:51



















































NODA Freaky 5k 10/29/2022

Overall Results

Place	Bib	Name	Nat.	Age	Gender	AG	Club	Pace	ChipTim	GunTime
50.	1224	Cook, Michelle		33	F	Female 30-34			28:55	29:14
51.	1355	Tamberella, Michael		52	M	Male 50-54			29:10	29:17
52.	1354	Tamberella, Ashley		22	F	Female 20-24			29:10	29:16
53.	1262	Grant, Jessica		43	F	Female 40-44			29:10	29:19
54.	1283	Levy, Amy		42	F	Female 40-44			29:11	29:25
55.	1282	Levy, Dave		44	M	Male 40-44			29:12	29:26
56.	1357	Tosco, Nick		37	M	Male 35-39			29:24	29:43
57.	1358	Tosco, Kendall		35	F	Female 35-39			29:25	29:43
58.	1301	Moreau, Rachel		30	F	Female 30-34			29:27	30:23
59.	1272	King, Carrie		35	F	Female 35-39			29:28	29:34
60.	1329	Reid, Michael		54	M	Male 50-54			29:32	29:50
61.	1220	Chernykh, Alex		24	M	Male 20-24			29:38	29:57
62.	1258	Gibb, Stuart		39	M	Male 35-39			29:39	29:54
63.	1259	Trippodo, Brian		44	M	Male 40-44			29:43	30:33
64.	1391	Deck, Jessica		36	F	Female 35-39			29:44	30:33
65.	1367	Vasquez, Danielle		29	F	Female 25-29			30:14	31:06
66.	1288	Marquis, Steve		53	M	Male 50-54			30:36	31:10
67.	1287	Marquis, Ginger		50	F	Female 50-54			30:36	31:10
68.	1230	Davis, Whitney		35	F	Female 35-39			31:15	31:23
69.	1274	Klann, Herb		35	M	Male 35-39			31:43	32:01
70.	1260	Grandas, Diana		24	F	Female 20-24			31:43	32:11
71.	1375	Winkert, Chelsea		34	F	Female 30-34			31:44	31:59
72.	1250	Fries, Maggie		28	F	Female 25-29			31:49	32:16
73.	1388	Alzate, Juan		70	M	Male 70-74			31:49	31:52
74.	1295	McTier, Jessica		25	F	Female 25-29			32:08	32:22
75.	1298	Modafferi, Meghan		32	F	Female 30-34			32:11	33:04
76.	1343	Scere, Sylvester		32	M	Male 30-34			32:24	32:38
77.	1203	Anderson, Courtney		31	F	Female 30-34			32:25	33:23
78.	1268	Kallqvist, Rob		45	M	Male 45-49			32:37	33:32
79.	1312	Pearl, Madelyn		15	F	Female 15-19			32:41	32:42
80.	1286	Lovin, Nathan		33	M	Male 30-34			32:42	33:35
81.	1290	Martinez-Rogers,		39	F	Female 35-39			32:47	33:42
82.	1245	Engeman, Steve		63	M	Male 60-64			32:56	33:01
83.	1342	Ryberg, Cody		36	M	Male 35-39			33:10	33:18
84.	1273	King, Anna		25	F	Female 25-29			33:15	33:34
85.	1362	Turner, Hannah		25	F	Female 25-29			33:16	33:34
86.	1348	Smith, Janis		56	F	Female 55-59			33:18	33:23
87.	1238	Dunlavey, Alison		34	F	Female 30-34			33:21	34:21
88.	1331	Reisdorf, Bibi		39	F	Female 35-39			33:21	34:21
89.	1318	Pharr, Karen		56	F	Female 55-59			33:25	33:43
90.	1207	Bass, Karen		47	F	Female 45-49			33:31	34:26
91.	1225	Corbett, Garret		28	M	Male 25-29			33:36	33:46
92.	1222	Churchill, Melissa		49	F	Female 45-49			33:40	34:34
93.	1284	Loher, Victoria		41	F	Female 40-44			33:44	33:48
94.	1280	Lee, Heather		50	F	Female 50-54			33:44	33:55
95.	1285	Loher, Elisa		8	F	Female 7-9			33:44	33:48
96.	1237	DULEY, Jennifer		48	F	Female 45-49			33:44	33:55
97.	1311	Pattison, Meera		46	F	Female 45-49			33:44	33:55
98.	1214	Calnan, Robin		60	F	Female 60-64			33:45	33:56
99.	1212	Butchko, Barbara		48	F	Female 45-49			34:01	34:32






NODA Freaky 5k 10/29/2022

Overall Results

Place	Bib	Name	Nat.	Age	Gender	AG	Club	Pace	ChipTim	GunTime
100.	1328	Radloff, Diane		32	F	Female 30-34			34:27	34:49
101.	1291	Mayhew, Gabriella		29	F	Female 25-29			34:45	34:55
102.	1277	Lamb, Jessica		35	F	Female 35-39			34:48	34:56
103.	1306	Norman, Scotti		36	F	Female 35-39			34:56	35:03
104.	1267	Juengst, Sara		36	F	Female 35-39			34:57	35:03
105.	1300	Moralez, Johnny		37	M	Male 35-39			35:03	35:28
106.	1299	Moralez, Amanda		37	F	Female 35-39			35:03	35:29
107.	1229	Craig, Kelly		30	F	Female 30-34			35:04	36:36
108.	1389	Yander, Chris		36	M	Male 35-39			35:39	36:31
109.	1261	Grandone, Madison		30	F	Female 30-34			35:53	36:14
110.	1365	Vanevenhoven,		39	F	Female 35-39			36:07	36:32
111.	1349	Stein, David		49	M	Male 45-49			36:35	37:05
112.	1254	Gaete, Yamileth		53	F	Female 50-54			36:37	37:30
113.	1257	Gallinari, Lisa		45	F	Female 45-49			36:43	36:46
114.	1332	Robinson, Leah		40	F	Female 40-44			36:48	37:03
115.	1215	Canales, Juan		40	M	Male 40-44			37:26	37:31
116.	1352	Sutton, Kellie		40	F	Female 40-44			37:27	37:32
117.	1344	Sholler, Nick		35	M	Male 35-39			38:29	39:20
118.	1317	Peterson, Nicole		47	F	Female 45-49			39:10	39:32
119.	1333	Rodgers, Kimberly		35	F	Female 35-39			39:37	39:40
120.	1239	Dunlavey, Patrick		36	M	Male 35-39			41:07	42:09
121.	1387	Siefrien, Chris		40	M	Male 40-44			41:26	41:39
122.	1314	Perz, Ken		26	M	Male 25-29			41:35	41:41
123.	1266	Jones, Summer		25	F	Female 25-29			42:14	42:28
124.	1393	Graham, Carrie		28	F	Female 25-29			42:21	42:45
125.	1364	Vandiver, Alice		33	F	Female 30-34			42:48	43:08
126.	1325	Purpur, Eileen		33	F	Female 30-34			42:48	43:09
127.	1202	Anderson, Erin		45	F	Female 45-49			44:01	44:10
128.	1336	Rogers, Maeby		8	F	Female 7-9			45:28	46:15
129.	1335	Rogers, Chance		11	M	Male 10-14			45:30	46:14
130.	1334	Rogers, Adam		40	M	Male 40-44			45:34	46:17
131.	1213	Butler, Catrina		55	F	Female 55-59			45:38	46:01
132.	1373	Wilks, Diana		44	F	Female 40-44			46:30	47:06
133.	1210	Britt, Susan		44	F	Female 40-44			46:30	47:06
134.	1363	Underwood, Jennifer		37	F	Female 35-39			50:04	51:03
135.	1339	Rowe, Elliott		4	M	Male 4-6			50:04	51:03
136.	1252	Froehlich, Mary		30	F	Female 30-34			51:37	52:36
137.	1326	Quinn, William		36	M	Male 35-39			51:47	51:49
138.	1327	Quinn, Olivia		7	F	Female 7-9			51:47	51:49
139.	1236	Duckworth, Craig		62	M	Male 60-64			51:53	52:01
140.	1235	Duckworth, Shannon		53	F	Female 50-54			51:54	52:01
141.	1369	Vidomanets, Eric		36	M	Male 35-39			52:20	52:44
142.	1211	Bruno, Jen		44	F	Female 40-44			52:27	53:26
143.	1368	Vidomanets, Lisa		33	F	Female 30-34			52:31	52:55
144.	1302	Moss, Sarah		46	F	Female 45-49			52:32	53:31
145.	1256	Gaete, Tony		13	M	Male 10-14			52:33	53:25
146.	1255	Gaete, Gonzalo		56	M	Male 55-59			52:35	53:27
147.	1251	Froehlich, Dalton		31	M	Male 30-34			52:35	52:35
148.	1337	Romain, Jason		39	M	Male 35-39			53:18	54:20
149.	1223	Clasper, Courtney		35	F	Female 35-39			53:19	54:24

NODA Freaky 5k 10/29/2022

Overall Results

Place	Bib	Name	Nat.	Age	Gender	AG	Club	Pace	ChipTim	GunTime
150.	1338	Romain, Audunn		3	F	Female 0-3			53:21	54:26
151.	1294	McSwain, Justin		32	M	Male 30-34			53:42	54:14
152.	1208	BENDICKSON,		28	F	Female 25-29			53:43	54:15
153.	1321	Powers, Cathy		55	F	Female 55-59			54:03	54:32
154.	1322	Powers, James		62	M	Male 60-64			54:03	54:33

Number of records: 154