






















































































Germanfest 5K 2026

Overall Results

Place	Bib	Name	Nat.	Age	Gender	AG	Club	Pace	ChipTime	GunTime
Germanfest 5K										
1.	212	Earls, Alexander		16	M	Male 14-19		5:53	18:19	18:20
2.	235	Jones, Daniel		17	M	Male 14-19		6:11	19:15	19:17
3.	283	Squires, Todd		53	M	Male 50-54		6:41	20:48	20:50
4.	265	Truong, Thomas		51	M	Male 50-54		6:57	21:36	21:39
5.	278	Zamorano, Angel		25	M	Male 25-29		7:09	22:14	22:15
6.	227	Hanscom, Ethan		25	M	Male 25-29		7:16	22:36	22:41
7.	286	Heffernan, Justin		50	M	Male 50-54		7:20	22:48	22:49
8.	247	Muigai, John		29	M	Male 25-29		7:24	23:00	23:07
9.	270	Monsey, Tifni		47	F	Female 45-49		7:26	23:07	23:10
10.	261	Sutter, Richard		61	M	Male 60+		7:33	23:30	23:32
11.	274	Yoder, Savanna		24	F	Female 20-24		7:34	23:32	23:41
12.	224	Gary, Keanna		32	F	Female 30-34		7:34	23:32	23:41
13.	280	Peterson, Stephen		62	M	Male 60+		7:39	23:49	23:53
14.	260	Spiegla, Michelle		51	F	Female 50-54		8:07	25:16	25:21
15.	236	Kauffman, Stan		59	M	Male 55-59		8:10	25:25	25:30
16.	233	Hawkins, Caleb		19	M	Male 14-19		8:11	25:27	25:35
17.	241	Luckey, Emily		20	F	Female 20-24		8:11	25:27	25:35
18.	266	Ward, Jonathan		50	M	Male 50-54		8:15	25:40	25:47
19.	208	Chan perez, Esvin a		53	M	Male 50-54		8:17	25:47	25:53
20.	207	Caudill, John		50	M	Male 50-54		8:26	26:14	26:23
21.	222	Gamble, Nancy		65	F	Female 60+		8:35	26:41	26:43
22.	228	Hart, Bradly		41	M	Male 40-44		8:36	26:44	26:51
23.	220	Frazier, Weston		23	M	Male 20-24		8:40	26:56	27:05
24.	219	Frazier, Cole		20	M	Male 20-24		8:40	26:57	27:05
25.	238	Kovacs, Matt		37	M	Male 35-39		8:42	27:05	27:09
26.	281	Meadows, Robbie		40	M	Male 40-44		8:43	27:07	27:19
27.	203	Bates, Tresha		54	F	Female 50-54		8:46	27:17	27:25
28.	272	Bellairs, Jonathan		34	M	Male 30-34		8:46	27:18	27:24
29.	216	Finn, Kyle		40	M	Male 40-44		8:47	27:20	27:31
30.	246	McNeil, Tiffany		42	F	Female 40-44		8:48	27:21	27:24
31.	239	Lill, Ed		63	M	Male 60+		8:53	27:37	27:42
32.	262	Thakkar, A		47	M	Male 45-49		8:55	27:43	27:46
33.	268	Wilken, Hannah		25	F	Female 25-29		9:02	28:06	28:11
34.	252	Pearson, Jed		75	M	Male 60+		9:03	28:08	28:14
35.	255	Saint-Pierre, Pat		37	M	Male 35-39		9:10	28:32	28:33
36.	254	PETERS, SCOTT		47	M	Male 45-49		9:11	28:32	28:43
37.	263	Tobar, Jessica		35	F	Female 35-39		9:14	28:42	28:46
38.	202	Barnes, Kelly		53	F	Female 50-54		9:18	28:55	29:01
39.	225	Grimm, Adrienne		47	F	Female 45-49		9:20	29:01	29:05
40.	276	Poinsatte, Caroline		29	F	Female 25-29		9:26	29:20	29:33
41.	229	Hart, Hope		38	F	Female 35-39		9:30	29:32	29:39
42.	275	Royse, Taylor		35	M	Male 35-39		9:30	29:33	29:35
43.	214	Erickson-Pesetski, Stacy		48	F	Female 45-49		9:42	30:10	30:17
44.	217	Frank, Kim		54	F	Female 50-54		9:46	30:22	30:25

Germanfest 5K 2026

Overall Results

Place	Bib	Name	Nat.	Age	Gender	AG	Club	Pace	ChipTime	GunTime
45.	264	Troyer, Matt		52	M	Male 50-54		9:59	31:04	31:16
46.	240	Long, Tessa		41	F	Female 40-44		10:01	31:10	31:14
47.	204	Brown, Brett		53	M	Male 50-54		10:07	31:29	31:42
48.	205	Brown, Heather		51	F	Female 50-54		10:07	31:29	31:42
49.	211	Colter, John		38	M	Male 35-39		10:39	33:06	33:16
50.	253	Peek, Megan		24	F	Female 20-24		10:46	33:28	33:34
51.	243	Martell, CARI		49	F	Female 45-49		10:46	33:29	33:43
52.	282	Rowe, Kelly		46	F	Female 45-49		10:47	33:33	33:50
53.	269	Yarger, Zoe		21	F	Female 20-24		10:51	33:43	33:52
54.	277	Swager, Larz		42	M	Male 40-44		10:52	33:47	34:00
55.	215	Evard, Dee		66	F	Female 60+		11:10	34:42	34:50
56.	210	Clauss, Morgan		33	F	Female 30-34		11:12	34:49	35:01
57.	285	Ritchie, Elizabeth		43	F	Female 40-44		11:13	34:54	35:12
58.	284	Ritchie, Spencer		50	M	Male 50-54		11:14	34:56	35:13
59.	201	Allgeier, Elizabeth		36	F	Female 35-39		11:22	35:22	35:27
60.	271	McCullough, Lorie		49	F	Female 45-49		11:29	35:44	35:46
61.	267	Werling, Jenny		63	F	Female 60+		11:50	36:49	37:03
62.	218	Frank, Nicholas		56	M	Male 55-59		12:02	37:25	37:37
63.	244	MARTELL, Jordan		46	M	Male 45-49		12:10	37:49	38:04
64.	221	Gahman, Nicole		40	F	Female 40-44		12:25	38:35	38:57
65.	259	Sidey, Pat		48	M	Male 45-49		12:33	39:01	39:22
66.	230	Harwood, Jodi		58	F	Female 55-59		12:38	39:17	39:30
67.	213	Earls, Michael		47	M	Male 45-49		12:48	39:47	39:59
68.	206	Caudill, Asmira		50	F	Female 50-54		13:14	41:08	41:17
69.	256	Shambarger, Arienne		40	F	Female 40-44		13:25	41:44	41:54
70.	245	McCracken, Jessie		45	F	Female 45-49		13:36	42:19	42:30
71.	249	Nordal, Annabel		29	F	Female 25-29		13:38	42:24	42:34
72.	250	Nordal, Lander		30	M	Male 30-34		13:38	42:25	42:34
73.	234	Hoban, Bev		75	F	Female 60+		13:39	42:26	42:46
74.	226	Hanley, Shawn		43	M	Male 40-44		13:57	43:23	43:30
75.	232	Harz, Kari		39	F	Female 35-39		15:16	47:29	47:34
76.	231	Harz, Bryan		41	M	Male 40-44		15:17	47:32	47:38
77.	209	Chohan, Ravinder		30	M	Male 30-34		16:12	50:22	50:32
78.	242	Marchal, Shelby		33	F	Female 30-34		16:34	51:29	51:45
79.	251	Paonessa, Amber		44	F	Female 40-44		17:18	53:46	53:54
80.	279	Hanley, Renee		43	F	Female 40-44		17:18	53:46	53:53
81.	223	Garcha, Harry		31	M	Male 30-34		18:01	56:00	56:10
82.	237	Khatana, Daman		31	M	Male 30-34		18:01	56:01	56:12
83.	257	Shown, Patrick		41	M	Male 40-44		20:16	1:03:00	1:03:26
84.	258	Shown, Rena		40	F	Female 40-44		20:16	1:03:00	1:03:23
85.	248	Niezer, Neal		47	M	Male 45-49		20:17	1:03:03	1:03:28

Number of records: 85