


































































Frostbite Run

Overall Results Frostbite Run 5K

Place	Bib	Name	Nat.	Age	Gender	AG	Club	Pace	ChipTime	GunTim
Frostbite Run 5K										
1.	407	Hinsley, Jace		30	M	Male 30-34		5:29	17:05	17:05
2.	219	Christian, Caleb		15	M	Male 15-19		6:07	19:01	19:01
3.	274	Husted, Kevin		42	M	Male 40-44		7:15	22:32	22:32
4.	279	Jones, Heather		31	F	Female 30-34		7:15	22:34	22:34
5.	364	Spencer, Randy		63	M	Male 60-64		7:17	22:39	22:39
6.	227	Dial, Taylor		13	M	Male 10-14		7:18	22:44	22:44
7.	276	johnson, brian		43	M	Male 40-44		7:27	23:12	23:12
8.	386	West, Emma		12	F	Female 10-14		7:32	23:26	23:26
9.	317	Olivier, Stephane		45	M	Male 45-49		7:33	23:31	23:31
10.	247	Fox, Ben		32	M	Male 30-34		7:34	23:32	23:32
11.	394	Woodard, Nathan		13	M	Male 10-14		7:48	24:15	24:15
12.	195	Paul, Leeann		61	F	Female 60-64		7:57	24:43	24:43
13.	174	Rodgers, Barbara		49	F	Female 45-49		8:03	25:02	25:02
14.	335	Robinson, Ava		13	F	Female 10-14		8:03	25:04	25:04
15.	346	Schmidt, Preston		11	M	Male 10-14		8:04	25:05	25:05
16.	211	Brown, Barry		57	M	Male 55-59		8:10	25:24	25:24
17.	259	Grebosky, Carson		18	M	Male 15-19		8:12	25:30	25:30
18.	258	Grebosky, Becky		52	F	Female 50-54		8:12	25:31	25:31
19.	380	Versteeg, Jack		9	M	Male 9 & Under		8:13	25:34	25:34
20.	312	Morales Carnicero,		49	F	Female 45-49		8:19	25:51	25:51
21.	190	Chronister, Travis		33	M	Male 30-34		8:20	25:55	25:55
22.	220	Christian, Ryan		39	M	Male 35-39		8:22	26:03	26:03
23.	374	Swisher, Frank		71	M	Male 70+		8:36	26:46	26:46
24.	384	Wang, Eric		18	M	Male 15-19		8:43	27:07	27:07
25.	293	Lowry, Shandra		33	F	Female 30-34		8:45	27:12	27:12
26.	396	Yokel, Elizabeth		14	F	Female 10-14		8:48	27:23	27:23
27.	208	Boudro, Aurora		17	F	Female 15-19		8:48	27:23	27:23
28.	209	Boudro, Geneva		15	F	Female 15-19		8:48	27:24	27:24
29.	359	Snider, Jonesy		8	F	Female 9 & Under		8:57	27:51	27:51
30.	269	Hoefling, Aaron		48	M	Male 45-49		8:57	27:51	27:51
31.	360	Snider, Wayne		37	M	Male 35-39		8:58	27:55	27:55
32.	188	McEvoy, Jonathan		27	M	Male 25-29		9:01	28:04	28:04
33.	189	McGillivizay, Sean		35	M	Male 35-39		9:03	28:10	28:10
34.	267	Hodge, Charles		68	M	Male 65-69		9:13	28:40	28:40
35.	228	Dodd, Malisa		49	F	Female 45-49		9:15	28:46	28:46
36.	249	Gammel, Brendan		11	M	Male 10-14		9:17	28:54	28:54
37.	250	Gammel, Curtis		44	M	Male 40-44		9:18	28:54	28:54
38.	222	Cooper, Ethan		13	M	Male 10-14		9:27	29:22	29:22
39.	226	DeLack, Julie		33	F	Female 30-34		9:39	30:00	30:00
40.	260	Grebosky, Jamie		57	M	Male 55-59		9:41	30:08	30:08
41.	336	Robinson, Jonna		44	F	Female 40-44		9:46	30:21	30:21
42.	263	Harrison, April		49	F	Female 45-49		10:07	31:29	31:29
43.	334	Roa, Calie		40	F	Female 40-44		10:09	31:33	31:33
44.	389	Wilson, Savannah		34	F	Female 30-34		10:09	31:34	31:34
45.	333	Rivera, Crystal		39	F	Female 35-39		10:13	31:47	31:47











Frostbite Run

Overall Results Frostbite Run 5K

Place	Bib	Name	Nat.	Age	Gender	AG	Club	Pace	ChipTime	GunTim
46.	406	Crawford, Michael		47	M	Male 45-49		10:25	32:24	32:24
47.	230	Drennan, Addison		11	F	Female 10-14		10:27	32:30	32:30
48.	378	Van Horn, James		61	M	Male 60-64		10:31	32:41	32:41
49.	278	Joling, Toni		42	F	Female 40-44		10:33	32:48	32:48
50.	251	Gammel, Gaelan		14	M	Male 10-14		10:34	32:53	32:53
51.	213	Burns, Hayley		29	F	Female 25-29		10:41	33:14	33:14
52.	246	Fischer, Tory		7	M	Male 9 & Under		10:54	33:53	33:53
53.	355	Skinner, Francie		55	F	Female 55-59		11:04	34:24	34:24
54.	405	Osborn, Zach		29	M	Male 25-29		11:04	34:26	34:26
55.	193	Reed, Rebecca		32	F	Female 30-34		11:11	34:48	34:48
56.	205	Benton, Lemmy		7	M	Male 9 & Under		11:19	35:12	35:12
57.	206	Benton, Skip		52	M	Male 50-54		11:19	35:12	35:12
58.	379	Van Horn, Robin		56	F	Female 55-59		11:21	35:18	35:18
59.	261	Grebosky, Spencer		20	M	Male 20-24		11:24	35:28	35:28
60.	173	Fuentes, Carlos		19	M	Male 15-19		11:24	35:28	35:28
61.	320	Petersen, Mckinna		9	F	Female 9 & Under		11:25	35:31	35:31
62.	323	Petersen, Scott		39	M	Male 35-39		11:25	35:31	35:31
63.	196	Jones, Shelby		23	F	Female 20-24		11:27	35:35	35:35
64.	358	Snider, Cari		37	F	Female 35-39		11:30	35:46	35:46
65.	354	Singleton, Lisa		50	F	Female 50-54		11:32	35:51	35:51
66.	330	Reid, Bruce		58	M	Male 55-59		11:32	35:54	35:54
67.	332	Reid, Vilma		48	F	Female 45-49		11:32	35:54	35:54
68.	368	Stone, Donald		63	M	Male 60-64		11:35	36:03	36:03
69.	268	Hodge, Donna		74	F	Female 70+		11:38	36:10	36:10
70.	244	Fischer, Colleen		9	F	Female 9 & Under		11:40	36:15	36:15
71.	370	Striley, Emily		39	F	Female 35-39		11:40	36:16	36:16
72.	390	Wise, Rachel		40	F	Female 40-44		11:46	36:35	36:35
73.	402	Hirschmugl, Karen		56	F	Female 55-59		11:48	36:43	36:43
74.	308	Miller, Tina		39	F	Female 35-39		11:53	36:58	36:58
75.	329	Rasor, Jodi		45	F	Female 45-49		11:53	36:58	36:58
76.	245	Fischer, Merry		39	F	Female 35-39		11:55	37:03	37:03
77.	184	Kell, Brent		60	M	Male 60-64		11:57	37:09	37:09
78.	225	Daw, Michelle		43	F	Female 40-44		12:07	37:39	37:39
79.	266	Hill, Tera		41	F	Female 40-44		12:07	37:39	37:39
80.	217	Capello, Marsha		36	F	Female 35-39		12:08	37:45	37:45
81.	299	Martin, Patti		59	F	Female 55-59		12:09	37:48	37:48
82.	212	Burns, Diane K.		58	F	Female 55-59		12:11	37:53	37:53
83.	351	Shoemake, Marcella		47	F	Female 45-49		12:13	37:59	37:59
84.	294	Mannebach, Chelsea		32	F	Female 30-34		12:15	38:05	38:05
85.	186	Abbott, Margaret		34	F	Female 30-34		12:15	38:06	38:06
86.	289	LaTulip, Vicky		49	F	Female 45-49		12:17	38:11	38:11
87.	262	Hale, Matthew		13	M	Male 10-14		12:22	38:29	38:29
88.	397	York, Amy		46	F	Female 45-49		12:29	38:48	38:48
89.	177	Robinson, Stephanie		44	F	Female 40-44		12:34	39:04	39:04
90.	350	SHEAN, TIFFANY		39	F	Female 35-39		12:45	39:39	39:39
91.	229	Dodd, Trevor		14	M	Male 10-14		12:56	40:12	40:12
92.	295	Manning, Anita		53	F	Female 50-54		13:02	40:32	40:32

Frostbite Run

Overall Results Frostbite Run 5K

Place	Bib	Name	Nat.	Age	Gender	AG	Club	Pace	ChipTime	GunTim
93.	242	Fields, Robert		11	M	Male 10-14		13:07	40:49	40:49
94.	241	Fields, Rob		42	M	Male 40-44		13:08	40:49	40:49
95.	401	Smith, Dave		40	M	Male 40-44		13:10	40:56	40:56
96.	357	Smith, Shilo		39	F	Female 35-39		13:10	40:56	40:56
97.	183	Kell, Becky		50	F	Female 50-54		13:36	42:19	42:19
98.	236	Englehart, Jenny		45	F	Female 45-49		13:37	42:20	42:20
99.	310	Mindrup, Kenneth		66	M	Male 65-69		13:50	43:00	43:00
100.	319	Petersen, Cooper		5	M	Male 9 & Under		13:55	43:16	43:16
101.	321	Petersen, Nikki		37	F	Female 35-39		13:55	43:18	43:18
102.	363	Spencer, Haelee		25	F	Female 25-29		14:06	43:49	43:49
103.	382	Wade, Leander F		80	M	Male 70+		14:06	43:52	43:52
104.	202	Alleson, Katelyn		24	F	Female 20-24		14:12	44:11	44:11
105.	176	Vandenbusch, Karlie		27	F	Female 25-29		14:18	44:27	44:27
106.	175	Vandenbusch,		28	F	Female 25-29		14:18	44:28	44:28
107.	285	Knight, Ethan		11	M	Male 10-14		14:22	44:39	44:39
108.	185	Abbott, Mckinley		11	F	Female 10-14		14:35	45:21	45:21
109.	344	Schaefer, Lauri		52	F	Female 50-54		14:56	46:26	46:26
110.	349	SHASKEY, NORMAN		72	M	Male 70+		15:06	46:57	46:57
111.	179	Heywood, Kendall		13	F	Female 10-14		15:08	47:04	47:04
112.	307	Miller, Marjorie		34	F	Female 30-34		15:29	48:10	48:10
113.	280	Jones, Naomi		40	F	Female 40-44		15:30	48:12	48:12
114.	366	Stockton, Olivia		10	F	Female 10-14		16:05	50:01	50:01
115.	324	Pfeil, Scott		47	M	Male 45-49		16:05	50:02	50:02
116.	325	Pfeil, Tanalyn		47	F	Female 45-49		16:06	50:03	50:03
117.	309	Mindrup, Cindy		63	F	Female 60-64		16:38	51:42	51:42
118.	286	Knight, Leah		13	F	Female 10-14		17:28	54:19	54:19
119.	284	Knight, Adam		43	M	Male 40-44		17:33	54:32	54:32
120.	367	Stoll, Amelia		14	F	Female 10-14		17:45	55:12	55:12
121.	331	Reid, Lily Joy		10	F	Female 10-14		18:15	56:45	56:45
122.	204	Benton, Leanna		9	F	Female 9 & Under		19:57	1:02:01	1:02:01
123.	231	Drennan, LeeAnne		39	F	Female 35-39		20:01	1:02:14	1:02:14
124.	240	Fields, Richmond		8	M	Male 9 & Under		20:17	1:03:02	1:03:02
125.	243	Fields, Stacy		40	F	Female 40-44		20:17	1:03:03	1:03:03

Number of records: 125