

Run A Muk 10k 2019

Overall Male Runner

Place	Bib #	Name	Time	Class	Type	Hometown	Pace	Speed	Overall	Age
1	1101	KEVIN SAUR	00:38:06.73		Runner		6:09/M	9.8mph	1	44
2	1144	TOM JORDAL	00:43:57.49		Runner		7:05/M	8.5mph	2	53
3	1132	JASON RAAUM	00:46:12.42		Runner		7:27/M	8.1mph	3	44

Overall Female Runner

Place	Bib #	Name	Time	Class	Type	Hometown	Pace	Speed	Overall	Age
1	1174	LUCY PAULDEEFF	00:52:47.47		Runner		8:31/M	7.0mph	13	52
2	1131	SUSANA MYERS	00:53:10.70		Runner		8:35/M	7.0mph	15	46
3	1145	JULIA COPPIN	00:56:25.39		Runner		9:06/M	6.6mph	17	35

Female 10 - 14

Place	Bib #	Name	Time	Class	Type	Hometown	Pace	Speed	Overall	Age
1	1142	GRACE BRADY	01:03:51.52		Runner		10:18/M	5.8mph	30	14

Male 15 - 19

Place	Bib #	Name	Time	Class	Type	Hometown	Pace	Speed	Overall	Age
1	1106	JACKSON RYAN	01:06:00.67		Runner		10:39/M	5.6mph	33	17

Male 20 - 29

Place	Bib #	Name	Time	Class	Type	Hometown	Pace	Speed	Overall	Age
1	1133	TYLER DUCKWORTH	00:54:18.53		Runner		8:45/M	6.9mph	16	28

Male 30 - 39

Place	Bib #	Name	Time	Class	Type	Hometown	Pace	Speed	Overall	Age
1	1171	CHRIS KAHN	00:52:24.83		Runner		8:27/M	7.1mph	11	35
2	1151	CHRISTOPHER LEARY	01:01:51.08		Runner		9:59/M	6.0mph	21	32

Female 30 - 39

Place	Bib #	Name	Time	Class	Type	Hometown	Pace	Speed	Overall	Age
1	1157	LILY RUDENKO	00:57:40.28		Runner		9:18/M	6.5mph	19	35
2	1153	EMILY ROBERTS	01:00:24.92		Runner		9:45/M	6.2mph	20	33
3	1170	RACHEL SCHERGER	01:02:19.72		Runner		10:03/M	6.0mph	23	35
4	1140	NICOLE MARTIN	01:02:23.38		Runner		10:04/M	6.0mph	24	35
5	1134	KELLY COLE	01:03:45.49		Runner		10:17/M	5.8mph	27	35
6	1149	MARESSA SAH	01:04:18.46		Runner		10:22/M	5.8mph	31	35
7	1139	ALEJANDRA MAIZ	01:07:50.13		Runner		10:56/M	5.5mph	38	32
8	1152	JESSICA LEARY	01:08:11.43		Runner		11:00/M	5.5mph	39	31
9	1154	CLARA ESPARZA	01:11:38.53		Runner		11:33/M	5.2mph	46	33

Male 40 - 49

Place	Bib #	Name	Time	Class	Type	Hometown	Pace	Speed	Overall	Age
1	1121	RYAN FLICKINGER	00:48:35.67		Runner		7:50/M	7.7mph	7	40
2	1125	GREG STIMPERT	00:49:39.27		Runner		8:00/M	7.5mph	8	49
3	1102	SHANE ARDER	00:52:47.04		Runner		8:31/M	7.0mph	12	47
4	1141	DAN BRADY	01:03:51.01		Runner		10:18/M	5.8mph	28	41

Run A Muk 10k 2019

Female 40 - 49

Place	Bib #	Name	Time	Class	Type	Hometown	Pace	Speed	Overall	Age
1	1143	SARAH CALLENDER	01:02:00.76		Runner		10:00/M	6.0mph	22	41
2	1148	RACHEL EGNER	01:02:49.00		Runner		10:08/M	5.9mph	25	49
3	1112	MARIA H MCCADFON	01:07:16.28		Runner		10:51/M	5.5mph	36	47
4	1113	SHARON SIDERIS	01:08:40.39		Runner		11:05/M	5.4mph	40	43
5	1146	WHITNEY DROCCO	01:09:44.02		Runner		11:15/M	5.3mph	42	48
6	1114	AMRA KONDZA	01:13:06.11		Runner		11:47/M	5.1mph	47	41
7	1122	KIM PARKER	01:20:28.56		Runner		12:59/M	4.6mph	48	48
8	1135	MINA KHUU	01:26:28.15		Runner		13:57/M	4.3mph	50	41

Male 50 - 59

Place	Bib #	Name	Time	Class	Type	Hometown	Pace	Speed	Overall	Age
1	1173	CHUCK RANCATTI	00:46:40.62		Runner		7:32/M	8.0mph	4	59
2	1147	SETH BASEN	00:50:16.79		Runner		8:06/M	7.4mph	9	54
3	1103	JIM BALCH	00:57:12.50		Runner		9:14/M	6.5mph	18	56
4	1109	DAVID RYAN	01:06:01.20		Runner		10:39/M	5.6mph	34	57
5	1150	RICK LA BARE	01:09:13.18		Runner		11:10/M	5.4mph	41	50
6	1137	JIM WESTLAKE	01:10:59.07		Runner		11:27/M	5.2mph	45	50

Female 50 - 59

Place	Bib #	Name	Time	Class	Type	Hometown	Pace	Speed	Overall	Age
1	1115	JULIA GOLDSTEIN	01:07:22.05		Runner		10:52/M	5.5mph	37	53

Male 60 - 69


Place	Bib #	Name	Time	Class	Type	Hometown	Pace	Speed	Overall	Age
1	1156	MIKE ANDERBERG	00:47:12.15		Runner		7:37/M	7.9mph	5	64
2	1128	MIKE BOULANGER	00:48:03.85		Runner		7:45/M	7.7mph	6	62
3	1111	RICHARD ALLISON	00:52:15.19		Runner		8:26/M	7.1mph	10	65
4	1117	DAVID JONES	00:53:00.68		Runner		8:33/M	7.0mph	14	67
5	1116	ZDENKO JENDRUH	01:04:46.60		Runner		10:27/M	5.7mph	32	61
6	1124	BERNHARD SEIDEL	01:06:50.93		Runner		10:47/M	5.6mph	35	61

Female 60 - 69

Place	Bib #	Name	Time	Class	Type	Hometown	Pace	Speed	Overall	Age
1	1120	MOLLY COLE	01:03:51.11		Runner		10:18/M	5.8mph	29	63
2	1123	LINDA FORST	01:10:18.73		Runner		11:20/M	5.3mph	43	64
3	1126	MARGARET TOTH	01:21:32.49		Runner		13:09/M	4.6mph	49	67


Male 70 - 79

Place	Bib #	Name	Time	Class	Type	Hometown	Pace	Speed	Overall	Age
1	1119	MICHAEL SHOUSE	01:03:24.59		Runner		10:14/M	5.9mph	26	75
2	1110	KENNETH HAY	01:10:24.70		Runner		11:21/M	5.3mph	44	76




ID Number

M 50-59
M 40-49




ID Number

F 40-49
F 30-39




ID Number

F 10-14




ID Number

M 15-19




ID Number

M 20-29



ID Number


M 30-39



ID Number

F 30-39


F 30-39
F 30-39
F 30-39
F 30-39
F 30-39
F 30-39



ID Number

M 40-49
M 40-49

M 40-49



ID Number
F 40-49
F 40-49
F 40-49
F 40-49
F 40-49
F 40-49
F 40-49
F 40-49

ID Number
M 50-59
M 50-59
M 50-59
M 50-59
M 50-59

ID Number
F 50-59

ID Number
M 60-69
M 60-69
M 60-69
M 60-69
M 60-69

ID Number
F 60-69
F 60-69
F 60-69

ID Number
M 70-79
M 70-79