






Leprechaun Chase & Leprechaun Leap 2026

Age Group Results 1 Mile




Place	Bib	Name	Nat.	Age	Club	Pace	ChipTime	GunTime
1 Mile								
1.	202	Hershberger, Autumn		38			08:09	08:14
2.	217	Smith, Kristen		33			09:11	09:17
3.	191	Jones, Kayley		16			09:23	09:26
4.	195	Rabe, Rebecca		46			09:43	09:48
5.	197	Castillo, Destiny		25			10:24	10:29
6.	136	Melendez, Stephanie		33			10:56	10:57
7.	201	Hardy, Nicole		50			11:05	11:10
8.	187	Heyde, Jacqueline		30			12:33	12:37
9.	185	Ulrey, Victoria		32			12:34	12:38
10.	182	Hundt, Emma		27			12:34	12:38
11.	184	Hundt, Elbia		45			12:35	12:39
12.	102	Ryder, Samantha		32			12:35	12:37
13.	211	Yoder, Rhiannon		43			12:52	12:57
14.	192	Brown, Ayvah		17			13:22	13:25
15.	220	Ruiz, Eva		50			14:13	15:10
16.	213	Barrios, Oneyda		44			15:24	15:28
17.	190	Hoel, Carole		64			15:50	15:52
18.	194	Tiedemann, Jan		66			17:09	17:19
19.	109	Bacon, Kelli		55			17:38	17:48
20.	104	Bacon, Tracy		56			17:38	17:48
21.	177	Bliss, Nicole		30			19:07	19:31
22.	180	Bliss, Donna		64			19:12	19:33
23.	163	Gibson, Amanda		41			19:20	19:37
24.	122	Pacheco, Nancy		40			30:29	30:29
Youth 5-6								
1.	186	Ulrey, Waverly		5			12:34	12:38
Youth 9-10								
1.	125	Douglas, Reagan		10			08:19	08:20
Youth 11-12								
1.	216	Lecount, Aubrey		12			08:38	08:40
Youth 13-14								
1.	209	Cobb, Madison		14			05:44	05:44
1.	206	Schlabach, Elmer		36			05:47	05:48
2.	207	Miller, Mark		23			06:11	06:13
3.	210	Miller, Timmy		17			06:27	06:29
4.	218	Kostelecky, Stephan		38			07:54	07:58
5.	212	Miller, Oliver		38			10:12	10:14
6.	196	Walker, Bennie		24			10:24	10:29
7.	200	Hardy, Nick		51			11:05	11:10

Leprechaun Chase & Leprechaun Leap 2026


Age Group Results 1 Mile

Place	Bib	Name	Nat.	Age	Club	Pace	ChipTime	GunTime
8.	183	Hundt, Chris		57			12:33	12:38
9.	188	Oberlin, Andrew		31			12:35	12:39
10.	198	Champion, Brad		59			15:15	15:23
11.	181	McAllister, Alex		32			19:06	19:31
12.	171	Gibson, Zachary		42			19:30	19:45







Youth 5-6

1.	124	Quinn, Torin		5			08:57	08:59
2.	215	Lecount, Todd		6			09:19	09:21
3.	103	Crowley, Luka		5			12:36	12:37






Youth 7-8

1.	123	quinn, Jackson		7			10:43	10:44
----	-----	----------------	---	---	--	--	-------	-------




Youth 9-10

1.	189	Holyfield, Carter		9			07:00	07:03
2.	150	Kiefer, Logan		9			07:56	07:57
3.	219	Kostelecky, Jackson		9			08:05	08:05
4.	199	Riegsecker, Levi		10			08:10	08:11
5.	151	Gibson, William		9			08:35	08:39
6.	135	Melendez, Jeremih		9			09:11	09:13

Youth 11-12

1.	221	Altamirano, Janden		11			04:12	04:12
2.	208	Cobb, Mason		11			07:00	07:00
3.	158	Gibson, Joseph		11			07:53	07:56
4.	159	Gibson, Benjamin		12			08:07	08:08
5.	137	Kiefer, Dayne		12			08:09	08:11

Youth 13-14

1.	214	Bodach, Joshua		13			05:01	05:04
2.	193	Meyer, Jaxon		13			13:22	13:25
3.	160	Gibson, Maxwell		14			19:21	19:38

Number of records: 58