
















































Ice Cream in the Park 5K - 05/24/2022

Overall Results

| Place | Bib | Name | Gender | Club | Group | Group Rank | Chip Pace | Chip Time | Gun Time |
|-------|-----|---------------------|--------|------|-----------------|---|---------------|-----------|----------|
| 5K | | | | | | | | | |
| 1. | 802 | Matthew Brown | M | | Male 30-39 |  1st Overall | 5:40 min/mile | 17:37 | 17:37 |
| 2. | 285 | Chuck Crabb | M | | Male 60-69 |  Age Group Champ | 6:11 min/mile | 19:14 | 19:14 |
| 3. | 795 | Omar Abdali | M | | Male 40-49 |  Age Group Champ | 6:16 min/mile | 19:29 | 19:29 |
| 4. | 271 | Bill Karounos | M | | Male 40-49 |  2/12 | 6:22 min/mile | 19:48 | 19:48 |
| 5. | 815 | Mark Drayton | M | | Male 16-19 |  Age Group Champ | 6:32 min/mile | 20:21 | 20:21 |
| 6. | 282 | Nicholas Seasholtz | M | | Male 20-29 |  Age Group Champ | 6:54 min/mile | 21:27 | 21:27 |
| 7. | 814 | Matthew Drayton | M | | Male 16-19 |  2/3 | 6:55 min/mile | 21:30 | 21:30 |
| 8. | 289 | Jack Polce | M | | Male 40-49 |  3/12 | 7:02 min/mile | 21:52 | 21:52 |
| 9. | 295 | Rick Romig | M | | Male 40-49 | 4/12 | 7:04 min/mile | 22:01 | 22:01 |
| 10. | 828 | Brooks Kirsch | M | | Male 40-49 | 5/12 | 7:16 min/mile | 22:36 | 22:36 |
| 11. | 831 | Lee Mcconnell | M | | Male 60-69 |  2/5 | 7:17 min/mile | 22:40 | 22:40 |
| 12. | 850 | Peter Telegadis | M | | Male 30-39 |  Age Group Champ | 7:23 min/mile | 22:57 | 22:57 |
| 13. | 835 | Isabelle Okkerse | F | | Female 20-29 |  1st Overall | 7:30 min/mile | 23:21 | 23:21 |
| 14. | 800 | Brittany Boyer | F | | Female 30-39 |  Age Group Champ | 7:31 min/mile | 23:24 | 23:24 |
| 15. | 827 | Jessica Houck | F | | Female 30-39 |  2/9 | 7:33 min/mile | 23:29 | 23:29 |
| 16. | 281 | Dave Wilson | M | | Male 30-39 |  2/9 | 7:33 min/mile | 23:31 | 23:31 |
| 17. | 270 | Travis Wetzell | M | | Male 30-39 |  3/9 | 7:35 min/mile | 23:36 | 23:36 |
| 18. | 842 | Jacob Reaser | M | | Male 30-39 | 4/9 | 7:41 min/mile | 23:55 | 23:55 |
| 19. | 829 | Curtis Kolupanowich | M | | Male 30-39 | 5/9 | 7:43 min/mile | 24:01 | 24:01 |
| 20. | 840 | William Rau | M | | Male 12 & Under |  Age Group Champ | 7:58 min/mile | 24:47 | 24:47 |
| 21. | 848 | Marisa Stoltzfus | F | | Female 40-49 |  Age Group Champ | 8:00 min/mile | 24:54 | 24:54 |
| 22. | 843 | Himadri Sarkar | M | | Male 40-49 | 6/12 | 8:01 min/mile | 24:57 | 24:57 |
| 23. | 839 | Gregory Rau | M | | Male 40-49 | 7/12 | 8:06 min/mile | 25:10 | 25:10 |
| 24. | 298 | David Farusworth | M | | Male 40-49 | 8/12 | 8:13 min/mile | 25:33 | 25:33 |
| 25. | 123 | Gabe Saul | M | | Male 12 & Under |  2/6 | 8:18 min/mile | 25:50 | 25:50 |
| 26. | 807 | Amy Culp | F | | Female 60-69 |  Age Group Champ | 8:19 min/mile | 25:52 | 25:52 |
| 27. | 284 | Ryan Drummond | M | | Male 50-59 |  Age Group Champ | 8:21 min/mile | 25:59 | 25:59 |
| 28. | 838 | Allison Ramil | F | | Female 30-39 |  3/9 | 8:23 min/mile | 26:04 | 26:04 |
| 29. | 847 | Maria Sosa | F | | Female 40-49 |  2/8 | 8:23 min/mile | 26:06 | 26:06 |
| 30. | 821 | Stephon Fuller | M | | Male 12 & Under |  3/6 | 8:25 min/mile | 26:12 | 26:12 |
| 31. | 803 | Danny Cabrera | M | | Male 40-49 | 9/12 | 8:26 min/mile | 26:14 | 26:14 |
| 32. | 287 | Don Kroninger | M | | Male 30-39 | 6/9 | 8:27 min/mile | 26:17 | 26:17 |
| 33. | 818 | Lindsey Engler | F | | Female 30-39 | 4/9 | 8:29 min/mile | 26:24 | 26:24 |





Ice Cream in the Park 5K - 05/24/2022

Overall Results

| Place | Bib | Name | Gender | Club | Group | Group Rank | Chip Pace | Chip Time | Gun Time |
|-------|-----|--------------------|--------|------|-------------------|---|----------------|-----------|----------|
| 34. | 841 | Thomas Rau | M | | Male 13-15 |  Age Group Champ | 8:30 min/mile | 26:28 | 26:28 |
| 35. | 809 | Colleen Delgaizo | F | | Female 40-49 |  3/8 | 8:32 min/mile | 26:31 | 26:31 |
| 36. | 832 | Rowan Meador | F | | Female 20-29 |  Age Group Champ | 8:32 min/mile | 26:33 | 26:33 |
| 37. | 286 | Becky Ginther | F | | Female 30-39 |  5/9 | 8:46 min/mile | 27:16 | 27:16 |
| 38. | 824 | Darci Harvey | F | | Female 50-59 |  Age Group Champ | 8:48 min/mile | 27:22 | 27:22 |
| 39. | 801 | James Brisbois | M | | Male 50-59 |  2/7 | 8:49 min/mile | 27:25 | 27:25 |
| 40. | 844 | Ayush Sarkar | M | | Male 16-19 |  3/3 | 8:50 min/mile | 27:27 | 27:27 |
| 41. | 833 | Richard Mitchell | M | | Male 50-59 |  3/7 | 8:50 min/mile | 27:29 | 27:29 |
| 42. | 796 | Ian Arter | M | | Male 30-39 |  7/9 | 8:52 min/mile | 27:34 | 27:34 |
| 43. | 269 | Aiden Warmington | M | | Male 12 & Under |  4/6 | 8:53 min/mile | 27:37 | 27:37 |
| 44. | 267 | David Tyson | M | | Male 40-49 |  10/12 | 8:53 min/mile | 27:39 | 27:39 |
| 45. | 300 | Manny Saul | M | | Male 12 & Under |  5/6 | 8:56 min/mile | 27:49 | 27:49 |
| 46. | 278 | James Wilson | M | | Male 50-59 |  4/7 | 8:58 min/mile | 27:53 | 27:53 |
| 47. | 288 | Bert Hogstrom | M | | Male 60-69 |  3/5 | 9:07 min/mile | 28:20 | 28:20 |
| 48. | 276 | Adam Sandt | M | | Male 40-49 |  11/12 | 9:09 min/mile | 28:29 | 28:29 |
| 49. | 299 | Brian Frederick | M | | Male 50-59 |  5/7 | 9:15 min/mile | 28:46 | 28:46 |
| 50. | 830 | Aimee Mccone | F | | Female 30-39 |  6/9 | 9:34 min/mile | 29:45 | 29:45 |
| 51. | 836 | Elizabeth Presutti | F | | Female 30-39 |  7/9 | 9:35 min/mile | 29:48 | 29:48 |
| 52. | 294 | Jennifer Rowland | F | | Female 30-39 |  8/9 | 9:41 min/mile | 30:07 | 30:07 |
| 53. | 279 | Nicholas Bybel Jr. | M | | Male 60-69 |  4/5 | 9:43 min/mile | 30:12 | 30:12 |
| 54. | 811 | Abby Dornblaser | F | | Female 13-15 |  Age Group Champ | 9:44 min/mile | 30:17 | 30:17 |
| 55. | 810 | Becky Dornblaser | F | | Female 40-49 |  4/8 | 9:52 min/mile | 30:42 | 30:42 |
| 56. | 834 | Margueritte Ngami | F | | Female 30-39 |  9/9 | 10:02 min/mile | 31:12 | 31:12 |
| 57. | 808 | Michael Czajka | M | | Male 30-39 |  8/9 | 10:19 min/mile | 32:06 | 32:06 |
| 58. | 813 | Gary Drayton | M | | Male 50-59 |  6/7 | 10:22 min/mile | 32:15 | 32:15 |
| 59. | 837 | Barbara Raifsnider | F | | Female 60-69 |  2/4 | 10:24 min/mile | 32:19 | 32:19 |
| 60. | 797 | Zakkiyyah Barron | F | | Female 50-59 |  2/4 | 10:29 min/mile | 32:36 | 32:36 |
| 61. | 845 | Dennis Sicher | M | | Male 70+ |  Age Group Champ | 10:30 min/mile | 32:39 | 32:39 |
| 62. | 812 | Jo Ann Drayton | F | | Female 50-59 |  3/4 | 10:37 min/mile | 33:01 | 33:01 |
| 63. | 280 | Eva Truncellito | F | | Female 20-29 |  2/4 | 10:39 min/mile | 33:06 | 33:06 |
| 64. | 798 | Rachel Boone | F | | Female 20-29 |  3/4 | 10:40 min/mile | 33:09 | 33:09 |
| 65. | 291 | Abigail Thomas | F | | Female 12 & Under |  Age Group Champ | 10:48 min/mile | 33:36 | 33:36 |
| 66. | 277 | Elizabeth Sandt | F | | Female 40-49 |  5/8 | 10:49 min/mile | 33:39 | 33:39 |
| 67. | 820 | Brooke Fairweather | F | | Female 16-19 |  Age Group Champ | 11:16 min/mile | 35:01 | 35:01 |
| 68. | 823 | Barry Harvey | M | | Male 70+ |  2/2 | 12:24 min/mile | 38:32 | 38:32 |

Ice Cream in the Park 5K - 05/24/2022

Overall Results

| Place | Bib | Name | Gender | Club | Group | | Group Rank | Chip Pace | Chip Time | Gun Time |
|-------|-----|--------------------|--------|------|-----------------|---|------------|----------------|-----------|----------|
| 69. | 806 | Joseph Crooker | M | | Male 13-15 |  | 2/3 | 12:41 min/mile | 39:27 | 39:27 |
| 70. | 283 | Nathan Kirsch | M | | Male 13-15 |  | 3/3 | 12:43 min/mile | 39:32 | 39:32 |
| 71. | 822 | Diane Gilbert | F | | Female 60-69 |  | 3/4 | 13:07 min/mile | 40:47 | 40:47 |
| 72. | 825 | Angela Henderson | F | | Female 40-49 | | 6/8 | 13:28 min/mile | 41:54 | 41:54 |
| 73. | 268 | Kaitlyn Warmington | F | | Female 20-29 | | 4/4 | 13:30 min/mile | 42:00 | 42:00 |
| 74. | 296 | Dennis Miller | M | | Male 50-59 | | 7/7 | 13:57 min/mile | 43:23 | 43:23 |
| 75. | 297 | Lisa Miller | F | | Female 50-59 | | 4/4 | 13:58 min/mile | 43:25 | 43:25 |
| 76. | 846 | Nora Sicher | F | | Female 40-49 | | 7/8 | 14:16 min/mile | 44:22 | 44:22 |
| 77. | 293 | Maxwell Evans | M | | Male 12 & Under | | 6/6 | 14:22 min/mile | 44:41 | 44:41 |
| 78. | 292 | Christopher Evans | M | | Male 30-39 | | 9/9 | 14:23 min/mile | 44:44 | 44:44 |
| 79. | 817 | Barry Elder | M | | Male 60-69 | | 5/5 | 15:00 min/mile | 46:38 | 46:38 |
| 80. | 849 | Michele Stroba | F | | Female 60-69 | | 4/4 | 15:19 min/mile | 47:38 | 47:38 |
| 81. | 290 | Michael Mcginley | M | | Male 40-49 | | 12/12 | 15:23 min/mile | 47:48 | 47:48 |
| 82. | 805 | Emily Crooker | F | | Female 16-19 |  | 2/2 | 16:36 min/mile | 51:37 | 51:37 |
| 83. | 804 | Michelle Crooker | F | | Female 40-49 | | 8/8 | 16:37 min/mile | 51:40 | 51:40 |

Number of records: 83