




































































































# 9th Annual Sprint Into Spring 3/20/2022

## Overall Results 5K

Place	Bib	Name	Nat.	Age	Gender	AG	Club	Pace	ChipTim	GunTim
5K										
1.	157	Frutos, Froilan		47	M	Male 45-49		18:16	18:17	
2.	156	Moore, Bryant		13	M	Male 10-14		19:29	19:30	
3.	153	Borland, Matt		50	M	Male 50-54		20:23	20:26	
4.	86	O'Bryan, Kyle		36	M	Male 35-39		20:51	20:53	
5.	83	Munger, Dave		55	M	Male 55-59		21:37	21:38	
6.	146	Oliphant, Jason		47	M	Male 45-49		22:00	22:03	
7.	68	MCCANN, DAVID		48	M	Male 45-49		22:07	22:10	
8.	122	Stiltner, Grant		25	M	Male 25-29		23:04	23:06	
9.	136	Wooten, Trevor		23	M	Male 20-24		23:38	23:41	
10.	52	Jennings, Zachary		7	M	Male 9 & Under		23:49	23:53	
11.	127	Thompson, Brenneman		63	M	Male 60-64		24:05	24:07	
12.	90	Orr, Melissa		44	F	Female 40-44		24:18	24:20	
13.	100	Ramsey, Lynn		61	F	Female 60-64		24:35	24:37	
14.	103	Robinson, Tyler		47	M	Male 45-49		24:37	24:43	
15.	6	Blankenship, Rick		61	M	Male 60-64		24:58	25:01	
16.	99	Price, Addy		11	F	Female 10-14		25:03	25:05	
17.	50	Jennings, Annabelle		10	F	Female 10-14		26:04	26:07	
18.	155	Smith, Ray		72	M	Male 70+		26:07	26:11	
19.	249	Cook, Frankie		54	F	Female 50-54		26:25	26:29	
20.	1	Anderson, Nancy		62	F	Female 60-64		26:33	26:37	
21.	74	Milligan, Katie		45	F	Female 45-49		26:40	26:43	
22.	20	Crisp, Logan		14	M	Male 10-14		26:40	26:42	
23.	29	Dorantes, Jonathan		14	M	Male 10-14		26:45	26:51	
24.	10	Buchanan, Sylas		18	M	Male 15-19		26:57	26:58	
25.	54	Jennings, Jacob		40	M	Male 40-44		27:06	27:11	
26.	80	Money, Robert		69	M	Male 65-69		27:11	27:16	
27.	32	Fesperman, Aidan		13	M	Male 10-14		27:15	27:21	
28.	51	Jennings, Emmalyn		9	F	Female 9 & Under		27:59	28:04	
29.	129	Tustin, Patrick		56	M	Male 55-59		28:17	28:21	
30.	168	Linson, Jeff		62	M	Male 60-64		28:21	28:24	
31.	91	Paratore, Robert		70	M	Male 70+		28:48	28:52	
32.	22	Cuttle, Tim		59	M	Male 55-59		29:05	29:08	
33.	137	Wooten, Rhonda		53	F	Female 50-54		29:27	29:32	
34.	102	Robinson, Holly		44	F	Female 40-44		29:29	29:42	
35.	88	Ormond, Christian		52	M	Male 50-54		29:42	29:47	
36.	158	Bienstock, Ashley		18	F	Female 15-19		30:03	30:08	
37.	161	Michel, Mark		48	M	Male 45-49		30:07	30:14	
38.	25	Denney, Sheri		61	F	Female 60-64		30:50	30:56	
39.	15	Coley, Tommy		52	M	Male 50-54		30:54	30:58	
40.	7	Bradford, Todd		56	M	Male 55-59		30:59	31:07	
41.	160	Ormond, Emily		19	F	Female 15-19		31:31	31:37	
42.	43	Halterman, Aaron		52	M	Male 50-54		31:51	32:00	
43.	76	Milligan, Connor		16	M	Male 15-19		32:03	32:07	
44.	147	Hernandez, Patti		56	F	Female 55-59		32:13	32:21	
45.	49	Irby, Anthony		28	M	Male 25-29		32:39	32:45	
46.	53	Jennings, Alesia		37	F	Female 35-39		32:53	33:01	
47.	84	Nicholson, Donna		63	F	Female 60-64		32:58	33:04	
48.	23	Daino, Emily		40	F	Female 40-44		33:14	33:30	
49.	131	watson, Josh		42	M	Male 40-44		33:43	33:56	














































# 9th Annual Sprint Into Spring 3/20/2022

## Overall Results 5K

Place	Bib	Name	Nat.	Age	Gender	AG	Club	Pace	ChipTim	GunTim
50.	70	McGown, Cassandra		33	F	Female 30-34			33:46	33:59
51.	128	Thompson, Teresa		42	F	Female 40-44			33:47	33:56
52.	165	Dunn, Tiffany		47	F	Female 45-49			34:04	34:12
53.	75	Milligan, Rowan		14	F	Female 10-14			34:05	34:08
54.	62	Lah, Clara		10	F	Female 10-14			34:06	34:16
55.	61	Lah, Michael		42	M	Male 40-44			34:08	34:18
56.	5	Benfield, Allison		45	F	Female 45-49			34:42	34:49
57.	4	Beckham, Tom		53	M	Male 50-54			34:47	34:58
58.	72	Melton, Amber		42	F	Female 40-44			34:53	35:07
59.	125	Thompson, Ashley		41	F	Female 40-44			34:56	35:04
60.	45	Howell, Zach		37	M	Male 35-39			35:05	35:10
61.	33	Fesperman, Liam		10	M	Male 10-14			35:30	35:35
62.	28	Dillard, Angela		46	F	Female 45-49			35:36	35:52
63.	121	Stiltner, Sara		59	F	Female 55-59			35:41	35:50
64.	79	Mondez, Eli		37	M	Male 35-39			36:07	36:21
65.	164	Erdmier, Zach		14	M	Male 10-14			36:11	36:14
66.	41	Halterman, Megan		18	F	Female 15-19			36:14	36:23
67.	133	Watson, Emily		40	F	Female 40-44			36:42	36:55
68.	31	Evans, Claire		38	F	Female 35-39			36:56	37:07
69.	19	Craig, Baniecia		40	F	Female 40-44			36:59	37:09
70.	152	Pressley, Kimberly		59	F	Female 55-59			37:27	37:34
71.	16	Coley, Morgan		26	F	Female 25-29			38:39	38:46
72.	118	Smith, Kimberly		51	F	Female 50-54			38:43	38:53
73.	24	Deal, Katie		39	F	Female 35-39			39:07	39:25
74.	117	Smith, Sonya		66	F	Female 65-69			39:22	39:51
75.	44	Hicks, Cheryl		57	F	Female 55-59			40:01	40:10
76.	113	Sigmon, Jeff		48	M	Male 45-49			40:15	40:26
77.	163	Halterman, Andrew		15	M	Male 15-19			40:33	40:42
78.	34	Fesperman, Whitney		41	F	Female 40-44			40:46	40:58
79.	17	Coley, Sheryl		50	F	Female 50-54			40:58	41:05
80.	142	Ball, Jim		82	M	Male 70+			41:27	41:45
81.	12	Catlin, William		42	M	Male 40-44			41:33	41:47
82.	115	Smidl, Kelly		35	F	Female 35-39			41:33	41:47
83.	3	Beckham, Holly		53	F	Female 50-54			41:41	41:57
84.	104	Rudisill, Destiny		27	F	Female 25-29			42:23	42:42
85.	40	Grabow, Kara		39	F	Female 35-39			42:23	42:41
86.	92	Parker, Taylor		27	F	Female 25-29			42:40	42:58
87.	69	McCorkle, Jennell		51	F	Female 50-54			42:52	43:11
88.	39	Gibson, Tess		25	F	Female 25-29			42:53	43:15
89.	26	Deon, Erin		28	F	Female 25-29			42:55	43:14
90.	93	Pearson, Serenity		10	F	Female 10-14			42:57	43:17
91.	48	Irby, Diane		57	F	Female 55-59			43:23	43:32
92.	123	Sutherland, Andrew		41	M	Male 40-44			43:25	43:40
93.	124	Sutherland, Ayden		9	M	Male 9 & Under			43:25	43:40
94.	21	Cruz, Alejandro		14	M	Male 10-14			44:37	44:43
95.	9	Brooks, Susan		54	F	Female 50-54			44:39	45:09
96.	30	Dunovsky, Laureen		61	F	Female 60-64			44:41	45:11
97.	55	Jiménez Montiel, Maria		31	F	Female 30-34			45:08	45:29
98.	46	HOWELL, Ashlea		41	M	Male 40-44			45:08	45:19
99.	112	Sigmon, Tayler		15	F	Female 15-19			45:16	45:27

# 9th Annual Sprint Into Spring 3/20/2022

## Overall Results 5K

Place	Bib	Name	Nat.	Age	Gender	AG	Club	Pace	ChipTim	GunTim
100.	89	Ormond, Christine		50	F	Female 50-54			46:36	46:48
101.	111	Sigmon, Amy		43	F	Female 40-44			47:01	47:11
102.	71	McLymont, Monique		46	F	Female 45-49			48:59	49:09
103.	14	Coleman, William		40	M	Male 40-44			49:41	50:03
104.	63	Leonard, Emily		38	F	Female 35-39			49:42	50:05
105.	98	poopat, duangchai		68	F	Female 65-69			49:49	50:09
106.	97	Poopat, Charun		66	M	Male 65-69			49:51	50:11
107.	35	Fesperman, Macy		8	F	Female 9 & Under			50:28	50:40
108.	36	Fesperman, Ronnie		46	M	Male 45-49			50:29	50:41
109.	154	Ridenhour, Danny		44	M	Male 40-44			50:54	51:20
110.	2	Barnes, Betty		79	F	Female 70+			51:08	51:25
111.	82	Morgan, Gerald		71	M	Male 70+			51:29	51:51
112.	11	Canter, Lacey		26	F	Female 25-29			51:31	51:55
113.	81	Morgan, Kendra		62	F	Female 60-64			51:32	51:56
114.	139	Bebber, Lynne		70	F	Female 70+			52:58	53:25
115.	37	freeman, georgia		73	F	Female 70+			52:59	53:26
116.	141	Price, Jeanne		69	F	Female 65-69			53:08	53:29
117.	60	Kucher, Julie		66	F	Female 65-69			53:24	53:44
118.	170	Planievel, Saminathan		52	M	Male 50-54			53:32	54:02
119.	169	Saminathan, Selvi		47	F	Female 45-49			53:35	54:06
120.	8	Bradshaw, Kaiden		10	M	Male 10-14			53:40	53:57
121.	166	Mahtani, Lale		57	M	Male 55-59			53:42	54:14
122.	67	Mahtani, Raveena		53	F	Female 50-54			53:47	54:17
123.	27	Dillard, Travis		55	M	Male 55-59			54:01	54:23
124.	150	Knight, Aubree		10	F	Female 10-14			54:05	54:41
125.	58	Kelly, Chelsea		48	F	Female 45-49			54:06	54:22
126.	151	Morrison, Kimberly		51	F	Female 50-54			54:24	55:05
127.	18	Correa, Ciara		30	F	Female 30-34			55:45	56:14
128.	167	Huff, Lindsay		39	F	Female 35-39			56:20	56:20
129.	38	Freeze, Ashley		40	F	Female 40-44			57:58	58:23
130.	143	Freeze, Hunter		14	M	Male 10-14			57:58	58:23
131.	159	Neptune, Kiera		13	F	Female 10-14			58:55	59:34
132.	57	kelly, darrell		27	M	Male 25-29			59:15	59:49
133.	134	Whittington, Collen		55	F	Female 55-59			59:21	59:54
134.	56	Kelly, Amanda		31	F	Female 30-34			59:22	59:56
135.	13	Caudle, Myrna		59	F	Female 55-59			1:02:36	1:02:36
136.	140	Currie, Amanda		57	F	Female 55-59			1:02:37	1:02:37
137.	107	Scott, Gary		76	M	Male 70+			1:06:45	1:07:07
138.	106	Scott, Dorothy		75	F	Female 70+			1:06:49	1:07:11
139.	105	Scott, Valerie		50	F	Female 50-54			1:06:49	1:07:11
140.	59	Kincaid, Jessica		37	F	Female 35-39			1:07:10	1:07:35
141.	95	Pogue, Tom		85	M	Male 70+			1:15:46	1:17:00
142.	96	Pogue, Stefani		46	F	Female 45-49			1:16:00	1:17:11
143.	114	Sloley, Maple		55	F	Female 55-59			1:34:40	1:35:19
144.	162	Minney, Nicole		45	F	Female 45-49			1:34:40	1:35:18

Number of records: 144