





























































































# Sprint Into Spring 3/10/2024

## Overall Results 5k

Place	Bib	Name	Nat.	Age	Gender	AG	Club	Pace	ChipTime	GunTime
5k										
1.	1740	Carrigan, Ethan		24	M	Male 20-24			18:11	18:12
2.	1560	Olivares, Fernando		23	M	Male 20-24			20:21	20:22
3.	1986	Scarboro, Peyton		16	M	Male 15-19			20:32	20:33
4.	1785	Harkey, Blake		33	M	Male 30-34			20:43	20:44
5.	1968	Fulbright, Chris		52	M	Male 50-54			20:48	20:49
6.	1987	Munger, Dave		57	M	Male 55-59			21:21	21:24
7.	1989	Stewart, Rick		42	M	Male 40-44			21:24	21:26
8.	1921	Stumpff, Greg		37	M	Male 35-39			21:26	21:27
9.	1767	Fesperman, Aidan		15	M	Male 15-19			22:19	22:23
10.	1704	Anderson, Fischer		13	M	Male 10-14			22:20	22:23
11.	1973	Khan, John		46	M	Male 45-49			22:24	22:28
12.	1744	Childress, Allan		46	M	Male 45-49			22:43	22:44
13.	1798	Hinson, Jeff		53	M	Male 50-54			22:44	22:48
14.	1716	Barniak, Matthew		38	M	Male 35-39			22:55	22:58
15.	1903	Sanchez, Guadalupe		30	M	Male 30-34			22:58	23:13
16.	1750	Coley, Tommy		54	M	Male 50-54			23:00	23:02
17.	1800	Hudler, Samuel		25	M	Male 25-29			23:01	23:04
18.	1948	Wooten, Trevor		25	M	Male 25-29			23:12	23:16
19.	1824	Lawson, Glen		54	M	Male 50-54			23:18	23:22
20.	1760	Dill, Jason		23	M	Male 20-24			23:40	23:43
21.	1918	Stewart, Mason		11	M	Male 10-14			23:46	23:47
22.	1742	Childers, Gavin		15	M	Male 15-19			23:48	23:49
23.	1741	Childers, Brody		15	M	Male 15-19			24:21	24:22
24.	1875	Parks, Ryan		33	M	Male 30-34			24:38	24:47
25.	1886	Retzlaff, Parker		20	M	Male 20-24			24:48	25:03
26.	1722	Blankenship, Rick		63	M	Male 60-64			24:50	24:51
27.	1739	Carpenter, Bryce		16	M	Male 15-19			25:03	25:11
28.	1801	Hunston, Kelly		44	F	Female 40-44			25:03	25:08
29.	1994	Brody, Scott		10	M	Male 10-14			25:26	25:51
30.	1928	Thompson, Brenneman		65	M	Male 65-69			25:28	25:30
31.	1988	Stewart, Paxton		9	M	Male 7-9			25:37	25:39
32.	1864	O'Neill, Tace		16	F	Female 15-19			25:49	25:51
33.	1865	Orr, Melissa		46	F	Female 45-49			25:51	25:53
34.	1917	Stewart, Drake		7	M	Male 7-9			25:54	26:29
35.	1881	Prall, Blake		13	M	Male 10-14			25:56	26:03
36.	1990	Stewart, Liberty		12	F	Female 10-14			26:02	26:05
37.	1724	Blount, Cate		16	F	Female 15-19			26:19	26:22
38.	1840	McCauley, Jeremy		49	M	Male 45-49			26:26	26:34
39.	1705	Anderson, John		44	M	Male 40-44			26:33	26:36
40.	1708	Artero, Megan		29	F	Female 25-29			26:54	27:01
41.	1942	Welch, Jameson		37	M	Male 35-39			26:56	27:14
42.	1972	Ruberto, Christine		58	F	Female 55-59			26:58	27:04
43.	1848	Milligan, Katie		47	F	Female 45-49			27:00	27:06
44.	1982	Kendrick, Deran		34	F	Female 30-34			27:03	27:18
45.	1817	Keeley, Karen		59	F	Female 55-59			27:17	27:24
46.	1901	Roth, Henley		9	F	Female 7-9			27:22	27:26
47.	1859	Morrison, Shawn		36	F	Female 35-39			27:41	27:57














































# Sprint Into Spring 3/10/2024

## Overall Results 5k

Place	Bib	Name	Nat.	Age	Gender	AG	Club	Pace	ChipTime	GunTime
48.	1811	Iverson, Walker		9	M	Male 7-9			27:56	28:06
49.	1806	Iverson, Annie		41	F	Female 40-44			28:03	28:13
50.	1916	Stewart, Cooper		7	M	Male 7-9			28:05	28:07
51.	1701	Allgaier, Justin		37	M	Male 35-39			28:08	28:11
52.	1700	Allgaier, Harper		10	F	Female 10-14			28:08	28:11
53.	1940	Watson, Mallory		14	F	Female 10-14			28:20	28:35
54.	1965	Evernham, Scott		30	M	Male 30-34			28:21	28:25
55.	1780	Godfrey, Patricia		34	F	Female 30-34			28:29	28:40
56.	1925	Taylor, Ellie		13	F	Female 10-14			28:29	28:35
57.	1858	Money, Robert		71	M	Male 70-74			28:31	28:36
58.	1926	Taylor, Kristen		47	F	Female 45-49			28:34	28:39
59.	1809	Iverson, Jane		13	F	Female 10-14			28:37	28:47
60.	1778	Goble, Matthew		28	M	Male 25-29			29:05	29:25
61.	1941	Watson, Reid		11	M	Male 10-14			29:09	29:14
62.	1703	Alonso, Jacqueline		32	F	Female 30-34			29:12	29:21
63.	1866	Ortiz, Jose		32	M	Male 30-34			29:32	29:51
64.	1883	Rachtman, Riki		61	M	Male 60-64			29:33	29:42
65.	1934	Vendetta, Lea		52	F	Female 50-54			29:33	29:42
66.	1751	Conley, Erica		34	F	Female 30-34			29:38	29:46
67.	1815	Jones, Thomas		68	M	Male 65-69			29:39	29:44
68.	1880	Prall, Andrea		43	F	Female 40-44			29:41	29:54
69.	1803	Hunter, Scott		61	M	Male 60-64			29:42	29:48
70.	1890	Roberts, Davin		11	M	Male 10-14			29:44	29:48
71.	1787	Hazy, Parker		13	M	Male 10-14			29:45	29:57
72.	1964	Evernham, Harper		10	F	Female 10-14			29:51	29:54
73.	1930	Vargas, Jairo		26	M	Male 25-29			30:01	30:40
74.	1879	Porras, Esme		26	F	Female 25-29			30:01	30:40
75.	1729	Brady, Emily		36	F	Female 35-39			30:07	30:29
76.	1891	Robinson, Holly		46	F	Female 45-49			30:30	31:14
77.	1823	Labuda, Jennifer		46	F	Female 45-49			30:49	31:26
78.	1814	Jolly, Reagan		24	F	Female 20-24			30:52	31:12
79.	1979	Stephens, Jeff		61	M	Male 60-64			30:54	31:16
80.	1970	Bowlin, Hannah		18	F	Female 15-19			31:01	31:25
81.	1971	Walters, Rachel		53	F	Female 50-54			31:12	31:20
82.	1947	Wooten, Rhonda		55	F	Female 55-59			31:20	31:28
83.	1797	Hilliard, Mike		63	M	Male 60-64			31:24	31:40
84.	1945	Wood, Eric		40	M	Male 40-44			31:25	31:48
85.	1749	Coley, Sheryl		52	F	Female 50-54			31:29	31:38
86.	1782	Haglan, Leighann		49	F	Female 45-49			31:41	31:53
87.	1768	Fesperman, Liam		12	M	Male 10-14			31:54	32:01
88.	1955	Sparks, Michele		59	F	Female 55-59			32:08	32:40
89.	1900	Roth, David		34	M	Male 30-34			32:09	32:13
90.	1898	Rosenberger, Elizabeth		32	F	Female 30-34			32:16	32:59
91.	1849	Milligan, Rowan		16	F	Female 15-19			32:17	32:23
92.	1786	Hazy, Camryn		14	F	Female 10-14			32:23	32:35
93.	1713	Baker, Luke		10	M	Male 10-14			32:27	32:32
94.	1745	Chiluck, Carrie		56	F	Female 55-59			32:31	32:47
95.	1912	Southers, Maelyn		24	F	Female 20-24			32:33	32:53

















































# Sprint Into Spring 3/10/2024

## Overall Results 5k

Place	Bib	Name	Nat.	Age	Gender	AG	Club	Pace	ChipTime	GunTime
96.	1781	Graham, Reggie		57	M	Male 55-59			32:36	32:46
97.	1983	Anderson, Jordan		32	M	Male 30-34			32:45	33:01
98.	1812	Jencik, Ariana		19	F	Female 15-19			32:47	33:02
99.	1878	Perez, Sarah		23	F	Female 20-24			32:48	32:59
100.	1876	Passarelli, Dan		66	M	Male 65-69			32:49	33:09
101.	1813	Johnson, Chesney		11	F	Female 10-14			32:55	33:04
102.	1969	Bowlin, Bryce		9	M	Male 7-9			32:58	33:22
103.	1759	Denney, Sheri		63	F	Female 60-64			33:02	33:09
104.	1966	Hatfield, Zachary		18	M	Male 15-19			33:07	33:15
105.	1892	Rodriguez, Jonele		39	F	Female 35-39			33:10	33:29
106.	1981	Kendrick, Chad		54	M	Male 50-54			33:11	33:28
107.	1984	Dillon, Avery		11	F	Female 10-14			33:14	33:17
108.	1730	Brady, Kimberly		58	F	Female 55-59			33:19	33:43
109.	1726	Bowlin, Ashley		38	F	Female 35-39			33:27	33:51
110.	1958	Lyon, Bradley		36	M	Male 35-39			33:35	33:40
111.	1961	Russ, Tammy		44	F	Female 40-44			33:44	34:06
112.	1950	Yount, JuliAnn		25	F	Female 25-29			33:56	34:21
113.	1949	Yount, Ethan		25	M	Male 25-29			33:57	34:22
114.	1501	Adams, Lâ€™Renda		50	F	Female 50-54			34:11	34:35
115.	1870	Overcash, Riley		8	F	Female 7-9			34:39	35:22
116.	1867	Overcash, Brody		5	M	Male 4-6			34:40	35:22
117.	1869	Overcash, Jeremy		37	M	Male 35-39			34:49	35:31
118.	1753	Coonse, Gary		59	M	Male 55-59			34:53	35:21
119.	1899	Ross, Donna		56	F	Female 55-59			34:54	35:21
120.	1702	Alonso, Carolina		34	F	Female 30-34			35:04	35:13
121.	1732	Brown, Donna		61	F	Female 60-64			35:06	35:14
122.	1816	Justice, Stephanie		58	F	Female 55-59			35:11	35:28
123.	1954	Millsaps, Kamdyn		12	M	Male 10-14			35:36	35:41
124.	1868	Overcash, Holly		35	F	Female 35-39			35:37	36:20
125.	1922	Summers, Mark		65	M	Male 65-69			35:37	35:51
126.	1743	Childers, Katrina		47	F	Female 45-49			35:42	35:45
127.	1920	Stone, Madeline		25	F	Female 25-29			35:42	36:03
128.	1761	Dougherty, Judy		63	F	Female 60-64			35:46	36:19
129.	1953	Millsaps, Kennedie		16	F	Female 15-19			35:46	35:53
130.	1721	Blake, Kristen		25	F	Female 25-29			35:47	36:19
131.	1746	Cohee, Patz		69	F	Female 65-69			36:07	36:22
132.	1991	Jaroszynski, Nicholas		38	M	Male 35-39			36:12	36:23
133.	1709	Baker, Brittany		38	F	Female 35-39			36:24	36:39
134.	1977	Seene, Danielle		11	F	Female 10-14			36:31	36:34
135.	1804	Irby, Anthony		30	M	Male 30-34			36:33	36:40
136.	1836	Marlowe, Madison		8	F	Female 7-9			36:56	37:15
137.	1835	Marlowe, Gregory		34	M	Male 30-34			36:56	37:15
138.	1706	Apaez, Jessie		16	F	Female 15-19			37:12	37:21
139.	1707	Artero, Jonnathon		31	M	Male 30-34			37:18	37:33
140.	1882	Prall, Brooke		10	F	Female 10-14			37:26	37:40
141.	1839	Mays, Lori		61	F	Female 60-64			37:33	37:53
142.	1951	Fesperman, Macy		10	F	Female 10-14			37:39	37:52
143.	1795	Hernández, Yarazet		45	F	Female 45-49			37:44	37:57














































# Sprint Into Spring 3/10/2024

## Overall Results 5k

Place	Bib	Name	Nat.	Age	Gender	AG	Club	Pace	ChipTime	GunTime
144.	1711	Baker, Kevin		54	M	Male 50-54			37:47	38:05
145.	1779	Goble, Michelle		28	F	Female 25-29			37:53	38:13
146.	1710	Baker, Charlotte		8	F	Female 7-9			38:03	38:11
147.	1820	Kielhorn, Helen		6	F	Female 4-6			38:06	38:13
148.	1712	Baker, Lisa		55	F	Female 55-59			38:11	38:30
149.	1846	Miller, Jonathan		59	M	Male 55-59			38:16	38:43
150.	1847	Miller, Karissa		41	F	Female 40-44			38:37	39:02
151.	1885	Randolph, Debi		55	F	Female 55-59			38:38	39:05
152.	1959	Lyon, Mckenna		11	F	Female 10-14			38:47	38:50
153.	1845	Michaud, Jennie		37	F	Female 35-39			38:57	39:39
154.	1844	Michaud, Brett		33	M	Male 30-34			38:58	39:40
155.	1902	Rowland, Bobbie Jo		51	F	Female 50-54			39:06	39:23
156.	1841	Mccoy, Nicole		53	F	Female 50-54			39:10	39:25
157.	1762	Emerson, Anita		54	F	Female 50-54			39:13	39:29
158.	1914	Stevens, Emma		12	F	Female 10-14			39:56	40:10
159.	1793	Hege, Makayla		11	F	Female 10-14			40:06	40:18
160.	1834	Madden, Christina		40	F	Female 40-44			40:07	40:46
161.	1862	Nourse, Ashlyn		13	F	Female 10-14			40:08	40:20
162.	1919	Stewart, Rebecca		33	F	Female 30-34			40:49	41:05
163.	1805	Irby, Diane		59	F	Female 55-59			41:12	41:23
164.	1821	Kielhorn, Nicole		8	F	Female 7-9			41:19	41:27
165.	1906	Sigmon, Kristan		40	F	Female 40-44			41:20	41:36
166.	1931	Veinot, Bailee		11	F	Female 10-14			41:43	41:55
167.	1863	Nourse, Kendall		10	F	Female 10-14			41:44	41:55
168.	1933	Veinot, Steve		57	M	Male 55-59			41:58	42:11
169.	1719	Benjamin, Lauren		31	F	Female 30-34			42:04	42:35
170.	1758	Deal, Katie		41	F	Female 40-44			42:23	42:34
171.	1860	Myers, Rhonda		53	F	Female 50-54			42:34	43:05
172.	1735	Burton, Bryan		41	M	Male 40-44			42:36	42:58
173.	1734	Bullard, Linda		53	F	Female 50-54			42:47	43:10
174.	1897	Roseman, Heather		46	F	Female 45-49			42:55	43:11
175.	1819	Kershaw, Kalea		16	F	Female 15-19			43:18	43:37
176.	1818	Kershaw, David		49	M	Male 45-49			43:19	43:37
177.	1831	Loungo, Gabriella		17	F	Female 15-19			43:44	44:16
178.	1842	McMahan, Karen		56	F	Female 55-59			43:46	44:18
179.	1843	Messina, Genevieve		41	F	Female 40-44			43:55	44:21
180.	1727	Bowlin, Chris		44	M	Male 40-44			44:00	44:25
181.	1915	Stewart, Audrina		9	F	Female 7-9			44:10	44:46
182.	1725	Bolin, Stacey		50	F	Female 50-54			44:14	44:45
183.	1769	Fesperman, Whitney		43	F	Female 40-44			44:42	44:56
184.	1924	Sutherland, Ayden		11	M	Male 10-14			44:58	45:47
185.	1783	Hamby, Penny		58	F	Female 55-59			45:14	45:45
186.	1733	Browning, Lauri		55	F	Female 55-59			45:15	45:44
187.	1904	Schoeberle, Stephen		67	M	Male 65-69			45:20	45:49
188.	1802	Hunter, Angela		50	F	Female 50-54			45:21	45:38
189.	1756	Daino, Emily		42	F	Female 40-44			45:22	46:11
190.	1736	Burton, Jessica		39	F	Female 35-39			45:31	45:53
191.	1796	Hill, Ed		58	M	Male 55-59			45:32	46:08

# Sprint Into Spring 3/10/2024




























## Overall Results 5k

Place	Bib	Name	Nat.	Age	Gender	AG	Club	Pace	ChipTime	GunTime
192.	1944	Williams, Kaci		31	F	Female 30-34			45:33	46:08
193.	1913	Stevens, Celeste		55	F	Female 55-59			45:41	45:56
194.	1976	Seene, Jacob		13	M	Male 10-14			45:42	46:05
195.	1985	Morris, Melissa		40	F	Female 40-44			46:13	46:33
196.	1837	Marlowe, Rachel		33	F	Female 30-34			46:18	46:38
197.	1871	OWEN, JENNIFER		49	F	Female 45-49			46:20	47:02
198.	1715	BANDY, JONI		42	F	Female 40-44			46:20	47:03
199.	1874	Pacuk, Lisa		58	F	Female 55-59			46:32	47:07
200.	1993	Jaroszynski, Nicholas		17	M	Male 15-19			46:37	47:04
201.	1766	Farnsworth, Westlyn		6	F	Female 4-6			46:39	47:23
202.	1929	Troutman, Amanda		42	F	Female 40-44			46:53	47:24
203.	1889	Rhyne, Lauren		36	F	Female 35-39			46:56	47:27
204.	1992	Jaroszynski, Alexandria		13	F	Female 10-14			47:13	47:16
205.	1764	Farnsworth, Hillary		32	F	Female 30-34			47:22	48:06
206.	1765	Farnsworth, Ryan		7	F	Female 7-9			47:23	48:08
207.	1893	Rollins, Nicole		50	F	Female 50-54			47:40	48:28
208.	1731	Brown, David		63	M	Male 60-64			48:07	48:37
209.	1838	Martin, Pamela		53	F	Female 50-54			48:08	48:41
210.	1861	Nesbitt, Lisa		56	F	Female 55-59			48:08	48:41
211.	1754	Cote, Adrianna		17	F	Female 15-19			48:37	49:12
212.	1908	Sinclair, Destinee		25	F	Female 25-29			48:39	49:14
213.	1826	Lee, Jackson		6	M	Male 4-6			48:49	49:26
214.	1828	Lindsay, Miller		34	M	Male 30-34			48:56	49:24
215.	1757	Davison, Matthew		52	M	Male 50-54			48:58	49:25
216.	1773	Freeze, Amy		44	F	Female 40-44			49:01	49:14
217.	1774	Freeze, Stephen		50	M	Male 50-54			49:02	49:14
218.	1829	Lindsay, Yolande		40	F	Female 40-44			49:02	49:30
219.	1714	Ballard, Paulette		63	F	Female 60-64			49:53	50:30
220.	1775	Garner, Tracey		56	F	Female 55-59			49:53	50:29
221.	1794	Hegner, Rebecca		42	F	Female 40-44			50:04	50:33
222.	1936	Vineyard, Julie		46	F	Female 45-49			50:05	50:33
223.	1909	Sladkova, Lida		44	F	Female 40-44			50:07	50:33
224.	1830	Lindsey, Cathy		49	F	Female 45-49			50:08	50:34
225.	1907	Simmons, Siarra		28	F	Female 25-29			50:29	51:00
226.	1910	Sloop, Nikki		36	F	Female 35-39			50:57	51:19
227.	1937	Walters, Matthew		35	M	Male 35-39			50:58	51:46
228.	1911	Sloop, Troy		37	M	Male 35-39			50:59	51:21
229.	1938	Walters, Nicole		36	F	Female 35-39			50:59	51:46
230.	1946	Woodruff, Tammy		58	F	Female 55-59			51:45	52:27
231.	1752	Cook, Trish		50	F	Female 50-54			51:46	52:27
232.	1807	Iverson, Ayla		14	F	Female 10-14			51:51	52:37
233.	1808	Iverson, Emery		6	F	Female 4-6			52:11	52:58
234.	1810	Iverson, Mark		44	M	Male 40-44			52:12	52:58
235.	1957	Lyon, Katlyn		32	F	Female 30-34			52:14	52:25
236.	1960	Lawing, Abigail		8	F	Female 7-9			52:17	52:29
237.	1963	Lyon, Carter		7	M	Male 7-9			52:19	52:28
238.	1923	Sutherland, Anthony		44	M	Male 40-44			52:38	53:31
239.	1855	Minarik, Michelle		27	F	Female 25-29			52:38	53:31



## Sprint Into Spring 3/10/2024

### Overall Results 5k

Place	Bib	Name	Nat.	Age	Gender	AG	Club	Pace	ChipTime	GunTime
240.	1827	Leonard, Emily		40	F	Female 40-44			52:52	53:38
241.	1888	Rhodes, Julie		53	F	Female 50-54			53:52	54:39
242.	1777	Gentry, David		63	M	Male 60-64			53:54	54:38
243.	1791	Heath, Ryan		20	M	Male 20-24			54:13	54:40
244.	1792	Heath, Stacy		51	F	Female 50-54			54:14	54:40
245.	1975	Seene, Eric		43	M	Male 40-44			54:36	55:01
246.	1717	Barr, Brandon		37	M	Male 35-39			54:49	55:23
247.	1857	Moffitt, Nichole		39	F	Female 35-39			54:50	55:23
248.	1748	Coleman, William		42	M	Male 40-44			54:51	55:36
249.	1718	Barr, Lauren		33	F	Female 30-34			54:51	55:23
250.	1833	Macarthur, Camryn		10	F	Female 10-14			54:53	55:25
251.	1825	Lee, Aubree		10	F	Female 10-14			56:02	56:40
252.	1877	Peck, Leonard		60	M	Male 60-64			56:03	56:39
253.	1784	Hannahs, Jacquelyn		57	F	Female 55-59			56:20	56:34
254.	1728	Brady, Angela		43	F	Female 40-44			56:22	56:55
255.	1755	Creedmore, Brooke		40	F	Female 40-44			56:24	56:57
256.	1995	Pogue, Tom		87	M	Male 85-89			57:20	57:44
257.	1996	Pogue, Stefanie		48	F	Female 45-49			57:22	57:46
258.	1980	Anderson, Kendall		26	F	Female 25-29			57:40	58:23
259.	1978	McReynolds, Linda		62	F	Female 60-64			57:42	58:25
260.	1887	Rhodes, Jerry		49	M	Male 45-49			58:30	59:19
261.	1927	Taylor, Zachary		36	M	Male 35-39			58:46	59:32
262.	1771	Fisher, Marcy		51	F	Female 50-54			1:00:12	1:01:02
263.	1772	Fisher, Shon		55	M	Male 55-59			1:00:13	1:01:04
264.	1770	Fisher, Maranda		28	F	Female 25-29			1:00:21	1:01:09
265.	1776	Gasper, Jessica		30	F	Female 30-34			1:07:40	1:08:06
266.	1896	Rosebrock, Chastity		50	F	Female 50-54			1:09:30	1:10:26

Number of records: 266