

# OBSTACLE #1

## Hay Bale Hurdles



**Skills: Jumping over objects with owner.**

### **DIY Home Training:**

**-Stack pillows or rows of toilet paper to create hurdles down the hallway.**

**OBSTACLE PHOTO SPONSOR:**

**BRITTANI'S PAWSITIVE  
DOG TRAINING**



# OBSTACLE #2

## Astro Waterslide



**Skills:** How do you and your dog slide the fastest?  
Holding him in lap? Him running beside?

### DIY Home Training:

-Eliminate any fear of sliding by practicing at home and rewarding with a treat. Find a slide or a smaller steep hill at first and then move to bigger slides/hills.

**OBSTACLE PHOTO SPONSOR:**



**ASTRO KENNELS**



**ASTRO**  
LEADER OF THE PACK

# OBSTACLE #3

## Neighbor's Yard



**Skills: Jumping through objects with owner.**

### **DIY Home Training:**

**-Start with a hula hoop or cut a "dog-size" hole out of a large piece of cardboard. Tape it between 2 chairs and practice prompting dog to jump through. Tape a piece of poster board across a doorway in your home. Practice jumping over it with your pup.**

# OBSTACLE #4

## A-frame



**Skills:** Climbing up a steep object and down the other side. Teaching Dog a "Stop" Command, may help your dog wait for you to climb over.

### DIY Home Training:

If you'd like to construct your own standard size A-frame, there are many YouTube tutorials.



**OBSTACLE PHOTO SPONSOR:**

**DOG TRAINING  
ELITE**



**DOG  
TRAINING  
ELITE**  
UPSTATE SC

# OBSTACLE #5

## Muddy Buddy Crawl



**Skills:** Crawling beside your dog. Small dogs will probably not have to crawl to get through this one, but it may be a cute bonding moment anyway.

### DIY Home Training:

-Get some yarn and chairs, string the yarn from chair to chair about 2 feet off the ground. Practice crawling under with your dog.

**OBSTACLE PHOTO SPONSOR:**



**DOG CULTURE GVL**



DOG CULTURE  
DOGCULTUREGVL.COM

# OBSTACLE #6

## Foam Bubble Tunnel



**Skills: Running through bubbles with dog**

### DIY Home Training:

**-Make sure you have dog safe bubbles and have fun in the yard!**

**OBSTACLE PHOTO SPONSOR:**



**ROFFKA RAISED  
GOLDEN RETRIEVERS**



*Roffka  
Raised*

# OBSTACLE #7

## Rainbow Ball Tunnel



**Skills: Crawling through tunnel with lots of balls/distractions.**

### **DIY Home Training:**

**-It's Blanket Fort time! create a tunnel out of blankets and chairs, feel free to put his fav toys as distractions and create a command for crawl to keep his focus on moving with you.**

# OBSTACLE #8

## Frisbee Toss for Canine Healing



**Skills:** Hand-eye coordination while holding the leash. Make sure dog stays still.

### **DIY Home Training:**

**-Frisbee Practice at home. Use an circular target 30 ft away.**

*Every Successful Throw through the Hoop =*

*\$1 donation to Noble Dog Hotel's non profit, Canine Healing Project!*

*Training shelter dogs to become therapy dogs to volunteer at local hospitals, nursing homes, & schools.*





# OBSTACLE #9

**Rin Spin Spin** [View How To Video of this Obstacle](#)



**Skills:** Use legs to spin the wheel towards the ground. When tire reaches the platform, get up, run around to the tire, & clip to dog's harness for them to run it back. If small dog or no harness, run it back on your own. Never clip to collar. Dog learning command for drag or tug.

**DIY Home Training:**

-You do most of the work here, but may help to get your dog used to pull an object. Never teach a dog to pull/tug using a leash. Use same rope every time. Never make your dog pull a heavy object with his collar/neck, can cause strain. Special pulling harness' available online.

# OBSTACLE #10

## Doggie Bag Carry



**Skills:** Carrying heavy object for 100 meters.

**DIY Home Training:**

-You can use any heavy item and build endurance.  
Fill a bucket with sand, rocks, or fill a water jug.



**SMILE!**

**OBSTACLE PHOTO SPONSOR:**

  
buy pet food.com

# OBSTACLE #11

## Weave Poles



**Skills:** Weaving through poles with dog.

### **DIY Home Training:**

**-You can use posts, flags, cones, toilet paper rolls, or bamboo sticks to replicate weave poles. Place them 2 feet apart and practice going right & left with your dog.**

# OBSTACLE #12

## Teeter Totters





**Skills:** Teaching dog your command to stay beside you as you distribute your weight to cause the teeter to drop down.

### DIY Home Training:

- YouTube videos of how to build your Dog Agility teeter totter.

**OBSTACLE PHOTO SPONSOR:**



The logo for 'SMILE!' features a black camera icon with a white lens and a white flash, with the word 'SMILE!' in white, bold, sans-serif font below it. The logo for 'woofie's' features a white circle with a black 'W' inside, surrounded by three black dots, with the word 'woofie's' in a dark blue, sans-serif font to its right.

# OBSTACLE #13

## Ball Haul



**Skills:** You will transport 4 balls up a hill, 1 at a time. If your dog carries 2, you'll only have to make 2 trips. If not, you'll make 4 trips. Most important here is practice for cardio.

**DIY Home Training:**

**-If you're dog loves a ball, this will be easier. We use Chewy's "Holey Roller" balls during the race.**

# OBSTACLE #14

## Noble Under/Over Logs



**Skills: Jumping over the hurdles w/ banners, crawling under the next, consecutively with your dog. Use command for "over" & "under" so your dog knows what to do.**


### DIY Home Training:

**Create hurdles with 2 chairs and 1 broom stick lying across. You can replicate banners by lying a blanket over the broomstick between the chairs.**



**OBSTACLE PHOTO SPONSOR:**

**NOBLE DOG HOTEL**



# OBSTACLE #15

## Blaze of Glory



**Skills: Jumping from a platform 2 feet above ground.**


### **DIY Home Training:**

**-Find a 2 ft high platform such as a step or porch**

# OBSTACLE #16

## Tug & Toss

[View How To Video for this Obstacle](#)



**Skills:** Clip rope to dog's harness. Coax him to back up, sit, & stay. Then throw the football through the banner he raised.

**DIY Home Training:** practice the sit & stay command with the leash tension. Practice your football skills.



# OBSTACLE #17

## Big Air Battlebeam



**Skills: Walk Across the Beam & Planks with your Dog without falling off.**

### DIY Home Training:

**-Practice the "Jump Up" command with a chair or table. Reward. Then, advance to Find a long flat surface and practice "Jump UP" then walking across WITH your dog.**

**OBSTACLE PHOTO SPONSOR:**



**BIG AIR**  
**TRAMPOLINE PARK**



**BIG AIR**  
**TRAMPOLINE PARK**  
GREENVILLE & SPARTANBURG