



Blackbeard's Revenge

100 Mile, 100 Kilometer and 100 Mile
Relay

Schedule

For 2026, all pre race meetings will be virtual. Three options will be available, with dates to come. Please know that there is a limited number of participants allowed in the virtual meetings, so if you cannot get on please try another meeting. The athlete dinner on Friday night will have Question and Answer sessions. Packet Pickup and dinner have extended times!

Virtual Pre Race Meeting Schedule

Relay teams, please designate *one* member to attend. The March 16 meeting will be heavily relay focused but your teammate can attend another meeting if you're not available that night.

Option #1 - March 10, 2026 @ 7:00pm

Option #2 - March 12, 2026 @ 8:00pm

Option #3 - March 16, 2026 @ 7:00pm - Relay Focused (100 Mile & 100K runners please choose another date)

Option #4 - March 17, 2026 @ 8:00pm

[Click here for google meet links](#)

Packet Pickup & Athlete Dinner

March 20th: Packet Pick Up and Athlete Dinner:

Location: 108 Budleigh, [108 Budleigh St, Manteo NC](#)

2:00 – 7:00 pm: Packet Pick Up, gear check and bag drop-off for both distances, Q&A sessions with race directors (2:30pm, 3:30pm, 4:30pm, 5:30pm, 6:30pm)

- 4:30pm - 7:00pm: Drop-in Pasta Dinner

Race Day

March 21st : Race Day!

- 4:30am - 5:15am: Gear check and packet pick up at 100 mile start line
- 5:30 am: 100 mile race start
- 8:30 am - 9:30 am: Gear check and packet pick up at 100 Kilometer start line
- 10:00 am: 100 kilometer race start

March 22nd:

- 1:30 pm: finish line closes

Start Line Shuttle

Participants in either distance can park their car at the finish line and take the shuttle to the start line before the race. Shuttle tickets will be \$35. There will not be a post race shuttle to return athletes to the start line after the race!

100 Mile

- 2:45am - Shuttle Check In at the Finish Line for 100 mile athletes.
- 3:00am - Shuttle departs for 100 Mile start line.

100k

- 7:40am - Shuttle Check In at the Finish Line for 100k athletes
- 8:00am - Shuttle departs for 100k start line.

Key Locations

- 100 Mile Start Line – Historic Corolla Park, [1160 Village Lane, Corolla, NC](#)
- 100K Start Line – Jennette’s Pier, [7223 S. Virginia Dare Trail, Nags Head, NC](#)
- Finish Line – The Wreck Tiki Bar, [58848 Marina Way A-4, Hatteras, NC](#)
- Packet Pick Up, Pasta Dinner, and Race Director Q&A - 108 Budleigh, [108 Budleigh St, Manteo NC](#)

Course Cut-Offs

The entire race cut-off time for the 100 miler is 32 hours and the 100 Kilometer is 27.5 hours. There are also multiple course cut-off locations that you need to be aware of. These are hard cut-off times. They are based on a **19:13 per mile pace**.

Cut off Location	100 Mile Distance and Time	100 Kilometer Distance and Time
Aid Station #5	29.7 Mile (3:00pm, Saturday)	N/A
Aid Station #8	44.6 mile (7:45pm, Saturday)	N/A
Aid Station #11	62.7 Mile (1:35am, Sunday)	24.1 Mile (1:35am, Sunday)
Aid Station #14	78.3 Mile (6:35am, Sunday)	39.7 Mile (6:35am, Sunday)
Aid Station #17	88 Mile (9:40am, Sunday)	50 Mile (9:40am, Sunday)

Important Athlete Rules

- All athletes must attend the pre-race meetings and go through gear check before starting, either at the packet pick up location on Friday evening or at their respective start line. Athlete's pacers must also have waivers signed by this point. Relay teams only need to have one person per team attend the meeting.
- All athletes must complete the designed 100 mile and 100 kilometer course, under their own power, and without a pace vehicle (this includes bicycles).
- Athletes must check in at every manned aid station along the course. It is the athlete's job to make sure they are checked in and out at aid stations.
- If an athlete leaves the course to visit a gas station, or other location they must reenter the course at the same point they exited so the entire distance is completed.
- Bibs must be worn on the front of the torso at all times and visible.
- This is not a closed course, athletes must obey traffic laws at all times. When running on roads, run facing traffic or on a designated bike/run path for safety.
- Trash may be dropped at *manned* aid stations only. If an athlete is caught littering on the course they will be immediately disqualified.
- No supplies may be stashed along the course.
- Athletes must have a headlamp or flashlight, forward and rear facing reflective gear, as well as a red flashing rear light on between sunset and sunrise ([example](#)) (7:22 pm – 6:52 am). AND during moderate to heavy rainfall
- Athletes will be required to show the following mandatory gear at check in on Friday or on race morning (click [here](#) for recommendations):
 - 2 – headlamps or flashlights with extra batteries, if applicable
 - 1 – reflective vest
 - 2 – red flashing rear lights with extra batteries, if applicable
- Prior to the race, athletes must provide any pertinent medical information to race staff. If athletes are found to have falsified medical information, they may be banned from all future events.
- Race staff can pull athletes from the race at any time if they feel they are a danger to themselves or others.

Relay Rules

- Team Size: 2 – 6 People
- Relay “leg” distance is up to the team, but exchanges **must** be done at a staffed aid station (*see aid station chart for list of staffed stations*)
- Runners do not have to run an equal number of legs or distances
- All general athlete rules and gear requirements apply to relay team participants.
- Each team must provide their own support vehicle, only one vehicle per relay team.
- Team vehicle must have the team’s name and bib number clearly visible on the vehicle at all times and can be no bigger than a 12 passenger van.
- Relay team “camping” or hanging out for long times at exchange zones is not allowed. There is limited space at exchange zones, please plan accordingly.
- Food at aid stations is for the team member who is currently running, not team members who are waiting for their handoff.
- Only the runner finishing the last leg may wear their bib in the finish line area. All other team members **MUST NOT** wear their bib at the finish line or in the parking lot around the finish line.

Please check out the full relay guide [here](#) for more information about relay participation!

Crew and Pacer Rules

- Both 100 milers and 100 Kilometer athletes can have pacers and crew.
- Athletes are responsible for their crew. If the crew or pacer does not follow the rules the athlete will be penalized.
- Pacers must follow athlete rules stated in previous page (ex. lights, gear check). Pacers may have their gear checked at early packet pickup, at the respective start lines, or at the aid station where they will be joining their runner.
- Each athlete is allowed one support vehicle, we do not want to overcrowd the course. This vehicle cannot be an RV or van larger than 12 passenger.
- While support vehicles are allowed to carry and supply gear at aid stations, they may not pace the athlete.
- No aid from moving vehicles, including bicycles.
- Support vehicles must have their racer's or team's name and bib number clearly visible on the back and both sides at all times. *We will provide signage at packet pick-up if needed.*
- Pacers are allowed from the beginning of the race on, but only one pacer is allowed at any given time.
- Pacers **MUST** wear a pacer bib (will be included with participant bib at packet pick-up) while on the course and pre-sign the waiver ([available here](#)).
- Much of the course has rules about parking, please adhere to them.
- Pacers, please be aware that the course fuel and food is for the athletes racing, while you are allowed to have some, please try to supply as much of your own as possible.
- If your athlete drops out of the race please follow proper procedure by checking in at the closest manned aid station and turning in their race bib.

Drop Bags

Due to the size of the course and the long timeframe of finishers, drop bags may be delayed in getting to the finish line. **For this reason, we added a Finish drop bag in 2023.** Anything you will need immediately after the race should go in this bag and will be taken straight to the finish line.

There is no guarantee that your other drop bags will make it back to the finish line in time to meet you. Race staff will do their best to get bags 1, 2, 3, 4 to the finish line in a timely manner. You are not required to claim your dropbags after the race, but anything not claimed by Sunday night will be discarded.

Drop bags will be available for 100 mile athletes at the following aid stations:

Drop 1 - Aid Station 3 (mile 18.9)

Drop 2 - Aid Station 8 (mile 44.6)

Drop 3 - Aid Station 11 (mile 62.7)

Drop 4 - Aid Station 17 (mile 88)

Finish Line

Drop bags will be available for 100 kilometer athletes at the following aid stations:

Drop 3 - Aid Station 11 (mile 24.1)

Drop 4 - Aid Station 17 (mile 49.1)

Finish Line

Race staff will provide clear drawstring bags (**sized 20"x24"x4"**) and labels. Athletes will need to write their bib # on the labels and place the label on the middle of the bag. Bags can be dropped off at the start line of each race or at the gear check the night before the event. **Bags 1, 2, 3, 4 and Finish will be returned to athletes at the finish line.**

Drop Bags will be available to be picked up at the finish line until 3:30pm Sunday. Any drop bags not picked up at the finish line will be available for pickup at 23352 NC 12 HWY Rodanthe, NC 27968 from 5:00pm to 9:00pm Sunday.

Bags will be marked "Drop 1", "Drop 2", "Drop 3", "Drop 4", "Finish". 100KM athletes will only receive 3, 4, and Finish marked bags. See the corresponding locations above.

Weather

The weather can vary greatly in late March on the Outer Banks. It can also change quickly. Please bring gear for all possible conditions. You may get beautiful sunshine and calm winds or rain/snow with 50 mph winds and lightning. The race staff may hold athletes at aid stations, or modify the course if necessary due to extreme weather.

The most likely point of issue is Basnight Bridge. High winds on this bridge can be unsafe, and the race crew may change the course prior to the race start to avoid this.

In extreme weather (dangerously high winds, severe thunderstorms, flash flooding), we would have runners shelter-in-place to wait to for conditions to improve. If improvement is not likely, we would begin pulling athletes from the course and returning them to a safe location. We would communicate any changes to course or race schedule through email and facebook. If something comes up during the race, we would stop athletes at aid stations and push communication out through the RaceJoy app to runners and spectators.

Essentials

- While there are many, many essentials for race day, we have two that we highly suggest are in your bags:
 - Body glide or similar: The salt air and the sandy roads are an awesome combination for an early exit from this race from chaffing. Please lube up and lube often to make sure everything is sliding around alright
 - Sunscreen: While it may not be hot or bright sunshine, the sun will burn you quickly! Please apply sunscreen often!




Course Markings



- Every 5 miles will have a Blackbeard's Revenge mile marker sign
- Any turns on the course will be marked with signs
- Aid stations and Relay exchange zones will be marked with signs
- Aid Station will be marked with "Port of Call"
- There will be smaller confidence marker signs along some stretches of the course where no other signs are present.

Course Markings



Additional Course Markings



100 Mile Course

100 Mile Course

Please keep in mind the course can be changed at the race director's discretion if the course becomes unsafe due to conditions.

You can download a GPX file of the course [here](#)

100 Mile Start Location

- The 100 Miler will start at Historic Corolla Park
 - Historic Corolla Park
1160 Village Ln
Corolla , NC 27927
 - If you plan to leave a car here overnight, please park at the public beach access across the street from the park




100 Mile Start

bathrooms

Start line



100 Mile U-Turn



Sidewalk Vs. Road

- Athletes can choose to run on the left side of the road or on any of the sidewalks or paths along the course. Much of the North Island and the towns on the South Island have paths which shift back and forth from one side of the road to the other.
- Paths mostly follow right along the road, but sometimes meander around a bench or tree.
- Sidewalks to Nowhere: At mile 11.5 of the 100M course and mile 66.5 of the 100M course/mile 28.2 of the 100k course. These sidewalks stay along the road for a while then veer off into neighborhoods or parks without returning to the main road.
- The course is measured, and will be marked on the left side of the road.

Sidewalk Vs. Road



Left turn from NC 12 onto NC 12/Virginia Dare Tr - Mile 23.7



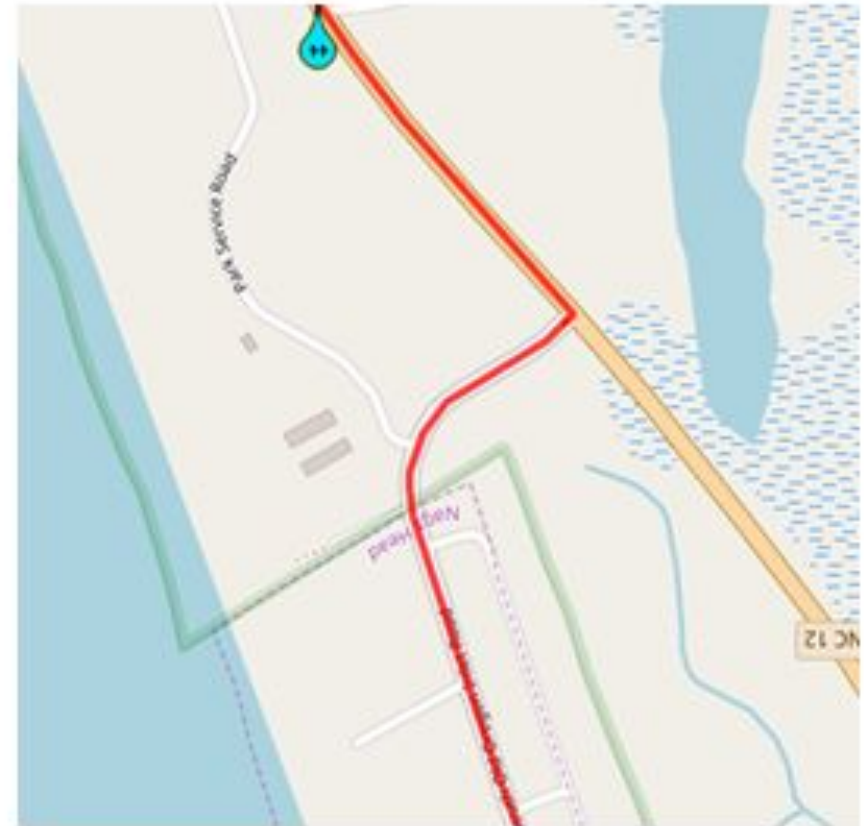
Left Turn off of NC -12 onto Oregon Inlet Road Mile 38.5



NOTE: This is the first time get off of NC-12



Left turn from Old Oregon Inlet onto NC-12 - Mile 43.5



Left Turn onto Lighthouse Rd. - Mile 86.1



U-Turn just past Visitor Center Drive

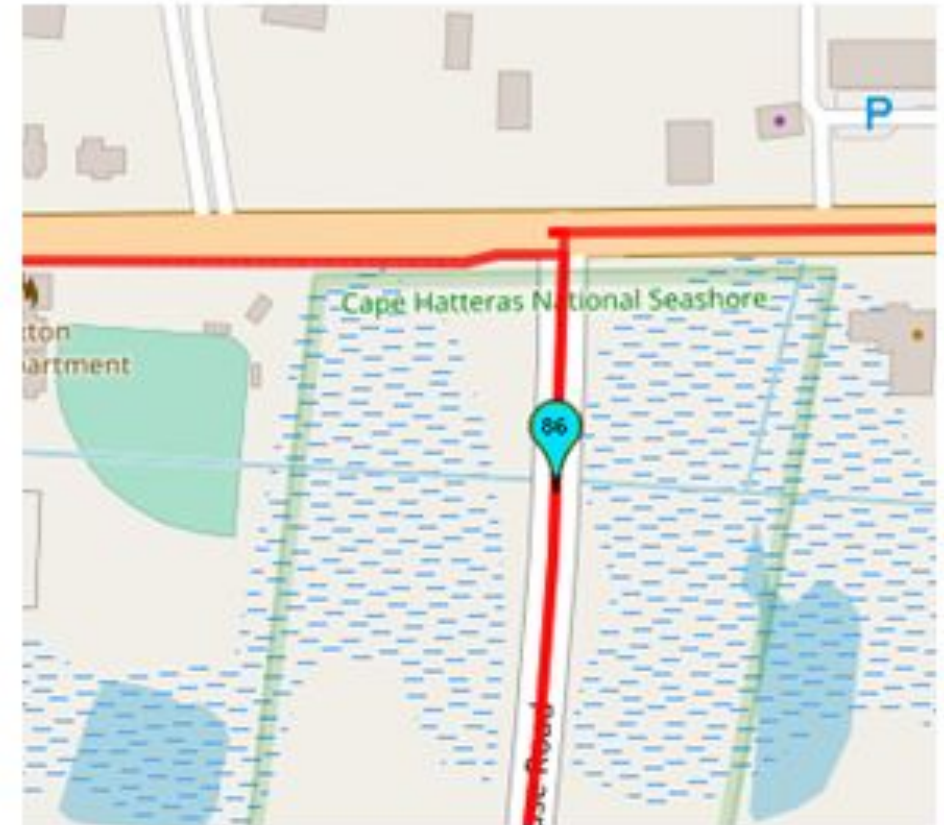


U-Turn Rules

To insure everyone makes it to the final u-turn, there will be a stand with eye patches on it. Grab an eye patch and show it at the aid station so they know you made it to the u-turn.

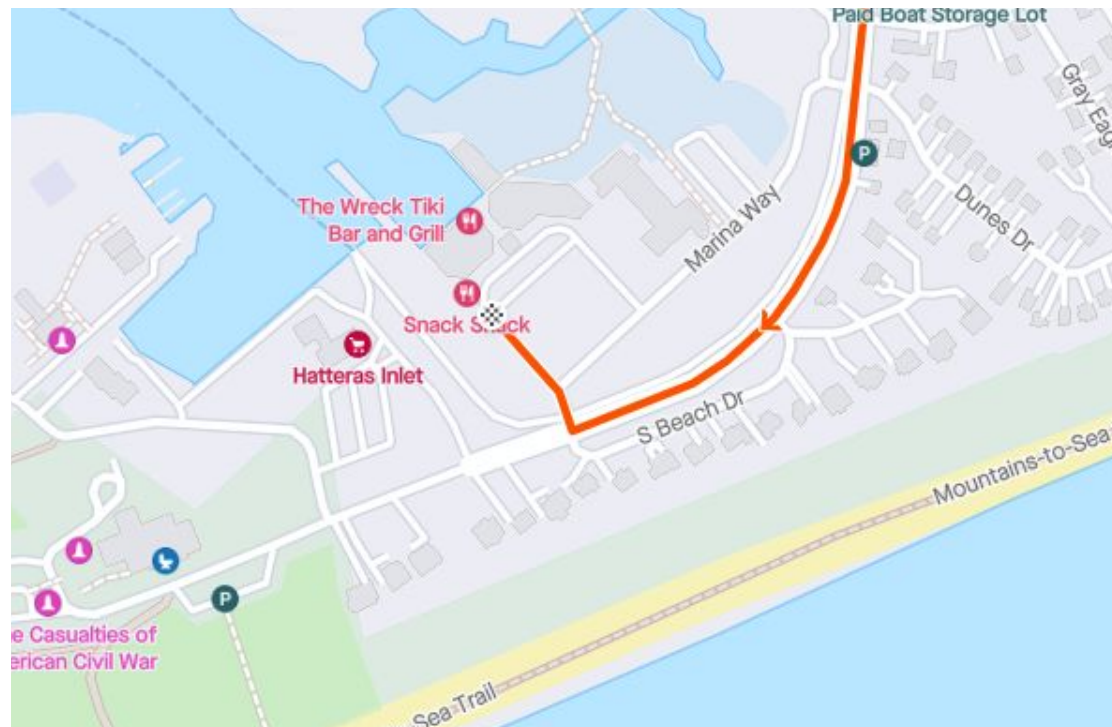


Left turn from Lighthouse Rd. to NC-12 - Mile 88.2



Finish Line!!!!!!!

We are so excited our finish line is at The Wreck this year!! Athletes will make a right into their lot just before the Ferry, and finish!!



100 Kilometer Course

[100 Kilometer Course Map](#)

Please keep in mind the course can be changed at the race director's discretion if the course becomes unsafe due to conditions

You can download a GPX file of the course [here](#)

100 Kilometer Start Line

- The 100 Km will start at Jennette's Pier in Nags Head

7223 S Virginia Dare Trail
Nags Head, NC 27959



Left Turn off of NC -12 onto Oregon Inlet Road Mile .05 (almost immediately after the start)



NOTE: This is the first time get off of NC-12



Left turn from Old Oregon Inlet onto NC-12 - Mile 5.1

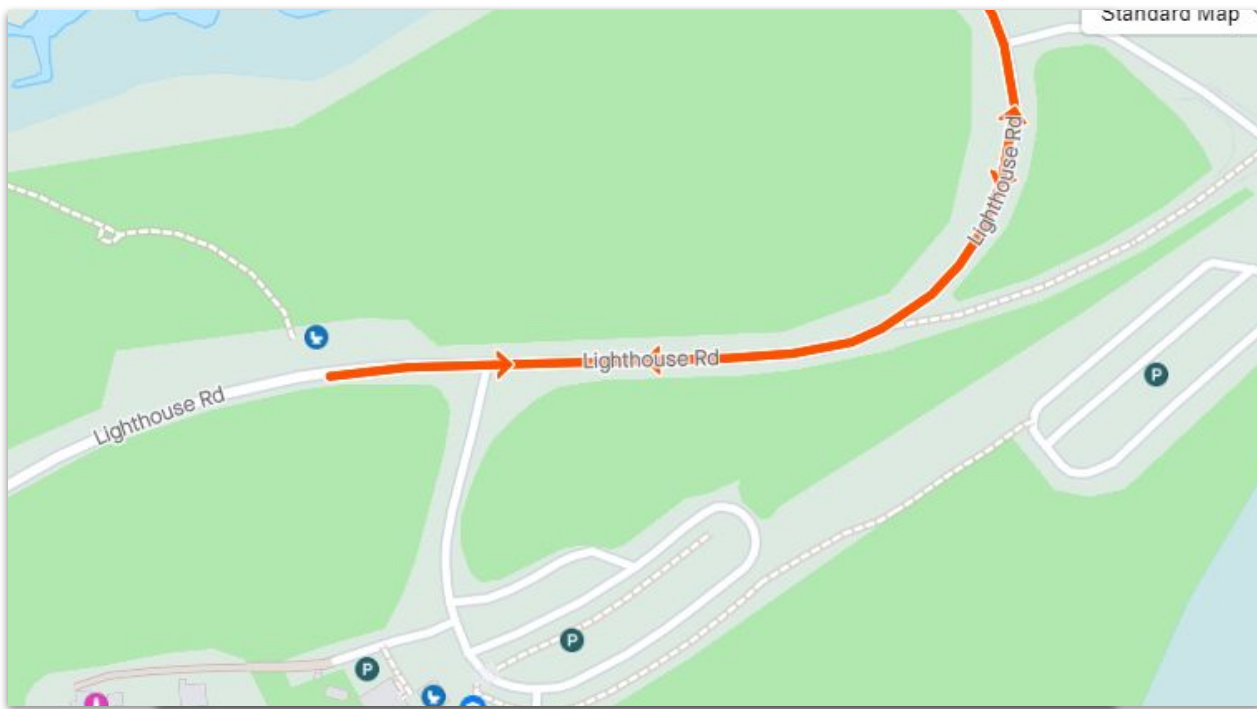


Left Turn onto Lighthouse Rd. - Mile 47.7

NOTE: This is the second and last time get off of NC-12



U-Turn just past Visitor Center Drive

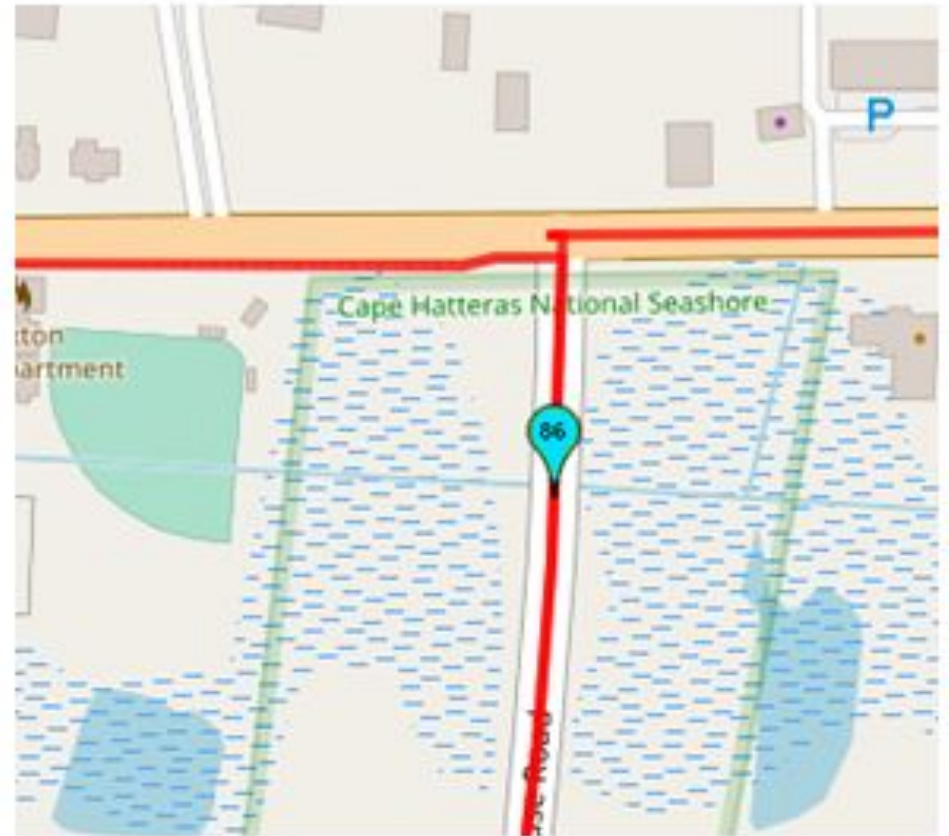


U-Turn Rules

To insure everyone makes it to the final u-turn, there will be a stand with eye patches on it. Grab an eye patch and show it at the aid station so they know you made it to the u-turn.

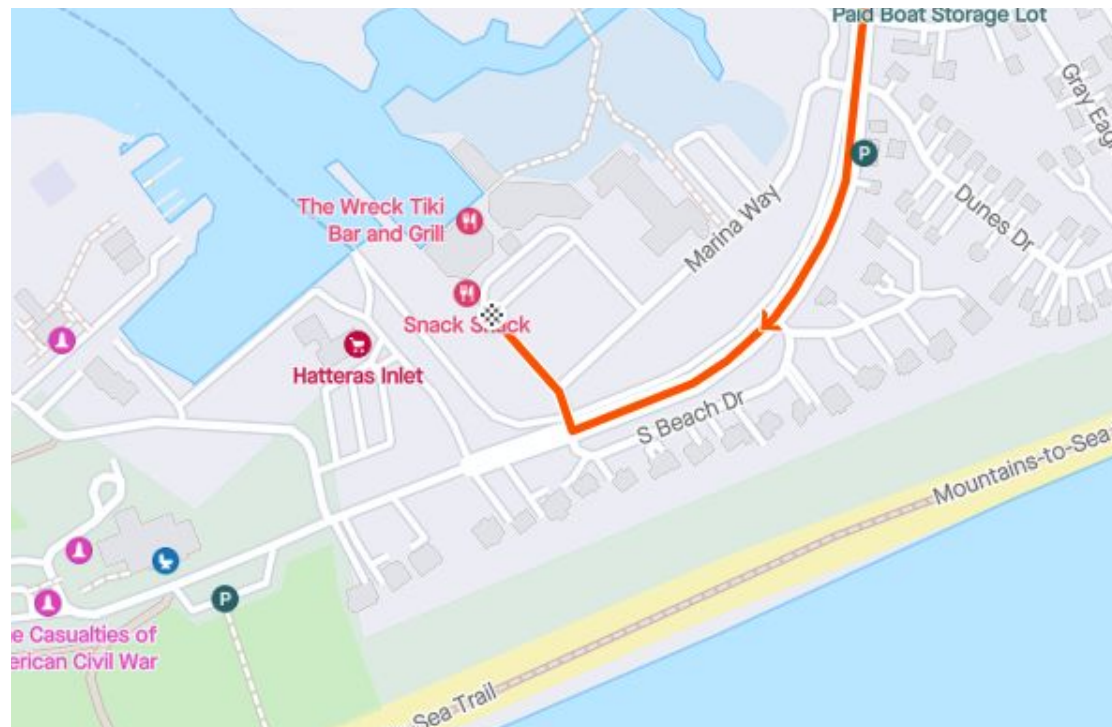


Left turn from Lighthouse Rd. to NC-12 - Mile 50



Finish Line!!!!!!!

We are so excited our finish line is at The Wreck this year!! Athletes will make a right into their lot just before the Ferry, and finish!!



Your Earned Pirate Booty!

2026 100 Mile Buckle



2026 Participant Shirt



2026 100K & Relay Medal



Aid Stations

- 100 Mile athletes will reach their first aid station around mile 10. After that, both 100 mile and 100k runners will have aid stations about every 5-6 miles after that. There will be 19 aid stations along the course (11 on the 100KM course).
- At the unstaffed aid stations, athletes will be provided with self serve water, Tailwind Hydration, and huma gels.
- At staffed aid stations, athletes will be given a choice of many different foods as well as water and Tailwind Hydration sports drink. An example of an aid station menu: water, tailwind, coke, ginger ale, broth, sandwiches (meat and vegan), gummy bears, pickles, salt tablets, huma gels.
- All aid stations will have some first aid, menstrual supplies, and hand sanitizer.
- This is a cup-free course! You will be provided with a foldable reusable cup to carry on the course. You may also fill your own hydration packs or bottles at any aid station.
- Aid stations will be placed at parking lots along the route, at beach access points, or at private businesses. Please have pacers/spectators/teammates park in designated areas along the course and never along the side of the road. **Check the Aid Station Chart for more parking details.**
- The staffed aid stations should be staffed at all times. If there is an emergency, a worker or volunteer may temporarily leave an aid station. At that point it becomes self-serve until they return.

[Click here](#) to view and download the current aid station chart.

Modifications may be made to this chart at the discretion of the race committee in the weeks leading up to the race.

Race Communication

We send a comfortable amount of emails; we want our runners to be informed and safe. If you haven't received one from us in over a month, especially if we're three months or less out from race day, you may be missing them.

1. Have you checked your Spam folder?
2. Have you check other folders your email provider "kindly" created for you and "conveniently" filters your mail into, like Promotions, Purchases, Updates, etc.?
3. Have you added "noreply@runsignup.com" to your contacts?

If you've done all of this and want us to send you a test email, email Becky at becky@triviumracing.com.

RaceJoy

Make sure to download the [RaceJoy app](#) by RunSignUp (available on Apple and Android) so that you can get progress alerts during your race and see a map of aid stations and bathrooms! If your friends, families, and teammates want to track you during the race, they can download this app as well. All they have to do is enter your bib number to watch your progress and send you cheers throughout the race!

For more info and instructions, [click here](#).



Are spectators allowed at aid stations?

- Yes! But they may be asked to leave if things get too crowded.

Do light-up reflective vests (ie. Nox Vest) meet the specifications of the required gear?

- Yes, as long as they are reflective and have front and rear facing lights. Backup lights are still required.

Are reflective vests required to be worn the entire race?

- No, reflective vests are recommended for the day especially if it is foggy, hazy, or sandy. They are required for dark times.

Will bags be provided for bag drop and are we required to use them?

- Yes, we will provide you with one 20"x24"x4" clear plastic drawstring bag for each drop location. You are required to use these provided bags.

Do I have to check in at unmanned aid stations?

- No, those are there to provide you with extra hydration. You can stop if you need to, but you only need to check in at the manned aid stations.

When are gear checks?

- Gear check will take place Friday at packet pickup or race morning during packet pickup.

Are lights really required?

- Yes! It gets very dark on the southern end of the course where there are no towns and no streetlights! Athletes must have a headlamp or flashlight, forward and rear facing reflective gear, as well as a red flashing rear light on between sunset and sunrise (7:22 pm – 6:52 am), including the 100 mile start.

Do runners nap during the race?

- Sometimes runners need a quick nap to continue on. However napping at an aid station is preferred so staff is aware of your location.

Is the course on road or sidewalk?

- For much of the course, you have the choice between road and sidewalk. There are some sections through the southern half of the course that are entirely on the shoulder of the road, which can be very minimal at points depending on dune drift.

How do I get from the finish line back to the start after the race?

- There is no post race shuttle. Athletes have the option to ride the prerace shuttle from the finish line to start lines so your car is waiting for you at the end of the race. Shuttle tickets are \$35, check your registration to add on.

Can I get aid off-course?

- Yes, as long as it's not from a moving vehicle. For example, you can meet a crew member in a random parking lot or you can stop at your vacation rental to use the potty!

Are pacers allowed to ride bikes?

- No, this causes a safety issue and is considered being paced by a moving vehicle, so it's not allowed.

Do all relay team members need to be at the start and finish?

- No, it is only required that one member of a relay team represent the team on the course at a time. If the last runner finishes on their own, they can still take everyone else's medals back to them!

Can lights and backup be put in drop bags?

- Yes, lights and back up safety items used for later in the race can be placed in the appropriate drop bags.

Are trekking poles allowed?

- Yes, but you want to have used them before. Race day is not the first time to try running/walking with poles.

F
A
Q

2026 Sponsors



THE DESTINATION
FOR
Recreation


KOA Resort Campgrounds

.....

KOA Resorts offer a carefree vacation in the great outdoors. Enjoy robust recreation and staff-led activities, kick back and relax by the resort-style pool, or grab a bite to eat, all while never leaving the campground. And with plenty of RV Sites with KOA Patios® and Deluxe Cabins with full baths to meet your needs, it's the ultimate camping getaway.

KOA Resorts Feature:

- RV Sites with a KOA Patio®
- Deluxe Cabins with full baths and linens
- Premium Tent Sites
- Resort-style pools
- Indoor and outdoor group facilities



Tiki BAR AND FOOD
Hatteras, NC

Record Holders

Blackbeard's Revenge 100 Mile Record Holders		
Age Group	Female Record Holder	Male Record Holder
OVERALL	17:39:52 Whitney Richman (2021)	15:39:38 Lee Whitaker (2023)
19 and under	28:06:37 Beatriz de los Heros de Uriarte (2024)	
20-29	19:58:22 Kacie Yang (2022)	16:17:33 Chase Price (2023)
30-39	18:44:07 Diana Gorder (2023)	18:41:53 Justin Senkbeil (2022)
40-49	17:39:52 Whitney Richman (2021)	15:39:38 Lee Whitaker (2023)
50-59	27:14:49 Elaine Griesbach (2022)	19:37:14 Bill Shires (2022)
60-69	29:31:46 Robin Snaden (2019)	20:39:23 Ondrej Propkop (2023)
70-79		
80+		

2020 No Event- 2024 Course Was Altered

Blackbeard's Revenge 100K Record Holders		
Age Group	Female Record Holder	Male Record Holder
OVERALL	9:45:02 Ashley Truan (2021)	8:38:14 Lee Whitaker (2022)
19 and under		
20-29	11:55:48 Kacie Yang (2021)	9:33:34 Alexander Thomas (2024)
30-39	9:45:02 Ashley Truan (2021)	11:57:56 Jeremy Hardin (2023)
40-49	10:48:45 Rebecca Joyner (2021)	8:38:14 Lee Whitaker (2022)
50-59	11:16:47 Anita Harless (2024)	11:25:48 Paul Martino (2023)
60-69	16:14:13 Jennifer Jeffers (2022)	17:16:24 Steve Pitts (2024)
70-79		15:20:07 Ben Leach (2024)
80+		

2020 No Event- 2024 Course Was Altered