


Welcome to Rider Park!

An area preserved for people to enjoy nature.

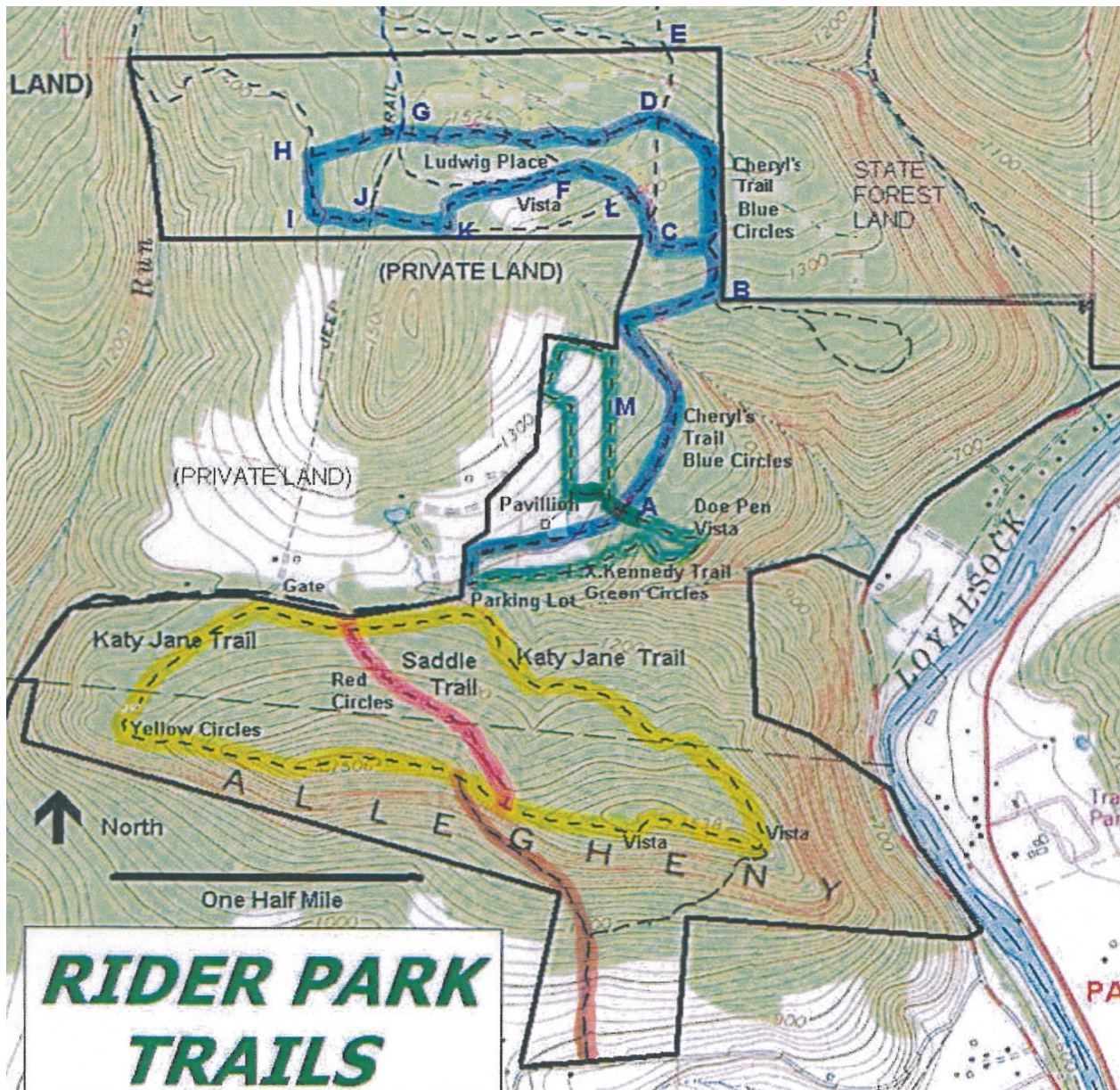







Rider Park Trail Information
Local: 570-601-3377
Toll Free: 1-877-480-3377
www.riderpark.org

First Community Foundation
Partnership of Pennsylvania
Local: 570-321-1500
www.fcfpartnership.org

Rider Park is free and open daily to the public from dawn to dusk.

Please obey all posted signs.



 Cheryl's Trail (Blue)	3.6 miles	vertical rise 560 feet
 Katy Jane Trail (Yellow)	2.6 miles	vertical rise 460 feet
 Saddle Trail (Red)	0.4 mile	vertical rise 193 feet
 Francis X. Kennedy Trail (Green)	0.5 mile	vertical rise 252 feet
 Allegheny Ridge Trail (Brown)	0.6 mile	

History of Rider Park

Located in Lycoming County, north of Warrensville, Pennsylvania, the park has over 867 acres of woodlands and meadows and is a tribute to a man whose life embodied a healthy balance of work, volunteerism and the enjoyment of recreation.

Rider Park is a gift of the late Thomas J. Rider to the residents of Lycoming County, Pennsylvania. Mr. Rider included a special request that the Sisters of Christian Charity and Divine Providence Hospital, now part of Susquehanna Health, use the area for employee recreation and patient rehabilitation. He also provided funds for the maintenance of the park.

A noted businessman and civic leader, Mr. Rider strongly believed in the benefits of a life of community service. Rider Park is a fitting legacy.

Rider Park is now owned and operated by FCFPA Properties, Inc., a subsidiary of the First Community Foundation Partnership of Pennsylvania.

The First Community Foundation Partnership of Pennsylvania reserves the right to relocate or limit recreational use in order to accomplish the management goals of the park.

Activities

Rider Park is one of Pennsylvania's great scenic and recreational treasures - 867 acres of protected land available to the public 365 days a year from dawn until dusk for picnicking, bird watching and other low impact recreational activities on the trails.

Trails

The park offers 15 miles of major and secondary trails leading to three breathtaking vistas. Choose from four major trails appropriate for various fitness levels. Visitors can combine the trails for longer hikes or continue on to trails in the adjacent Loysock State Forest.

Trails can be used for hiking, mountain biking, cross-country skiing, trail running, bird watching and snow shoeing. See map on back for trail details.

For information on seasonal activities and trail conditions, please call 570-601-3377 or toll-free 1-877-480-3377 or visit www.riderpark.org.

User Guidelines and Rules

Thanks to the generosity of Thomas J. Rider this land allows public access for recreational use. The following rules and regulations govern the use of Rider Park.

1. Use – Visitors are permitted to use Rider Park for recreational purposes only, unless a permit for a special event, research or academic project is obtained in compliance with these Rules. Recreational use shall be confined to existing roads, picnic areas, trails and paths within Rider Park. Visitors are required to comply with all applicable federal, state and local laws, rules and regulations when using Rider Park.

2. Hours – Park is normally open from dawn to dusk.

3. Cars and motorized vehicles are restricted to the main access road and designated parking areas. Parking is only permitted in designated areas, do not block gates. Access must be available for emergency and authorized vehicles.

4. Prohibited on the Rider Park property, including access roads and parking area are:

- Hunting and trapping
- Firearms and other weapons
- Alcoholic beverages and controlled substances
- ATV's, snowmobiles and motorized recreational vehicles
- Motorcycles, except in permitted parking areas and roads
- Trailers
- Horses and equestrian activities
- Cutting of trees and removal of vegetation
- Overnight camping
- Open fires
- Unleashed Dogs
- Feeding wildlife
- Unauthorized use of wildlife and motion detection cameras

5. Bicycle riders are required to yield to hikers on the trail and protect trails from damage. Bicyclists are required to avoid wet or muddy areas and skidding.

6. Park management reserves the right to close Rider Park and/or restrict activities and uses within the Park from time to time as determined by Rider Park management.

User Guidelines and Rules (continued)

7. Park users must observe a strict "carry in – carry out" policy. Trash receptacles are not provided. Leaving food unsecured in a manner that makes it available to wildlife is prohibited.

8. The FCFPA Properties Inc. Board and Rider Park management must approve any special event, research and/or academic project in the Park. Permits are required for the use of wildlife and motion detection cameras, collecting wildlife census data and wildlife habitat management activities. Permit applications can be obtained by contacting the First Community Foundation Partnership of PA.

9. Group functions require approval of the Rider Park Manager. Proof of valid liability insurance coverage may be required.

10. Persons using Rider Park do so at their own risk and assume full and sole responsibility for their personal safety and property. By entering Rider Park, users agree that the owner of Rider Park and its affiliates, and its and their employees and agents are not responsible for personal injury or property damage and agree to release them, and each of them, of and from any and all claims, losses or damages arising out of the use of Rider Park, howsoever caused.



Facilities

Picnic tables and portable restrooms are available for your use.

Trash receptacles are not provided. Please remember to take all trash with you. Your cooperation will help preserve the Park's natural beauty.

Conditions & Additional Information

For information on seasonal activities and trail conditions, please call 570-601-3377 or toll-free 1-877-480-3377 or visit www.riderpark.org.