

**GLOW
DOG GLOW**
5K

JUNE 13, 2026
DICKSON, TENNESSEE



VOLUNTEER GUIDE

Hello, Glowers!

Welcome to the very first Glow Dog Glow 5K & Meow Mile. You are about to help launch a brand new race night tradition in Dickson, and we could not do it without you.

This event is unlike anything else we put on. It happens at night. It is full of dogs. Two races run two different routes within the same hour. Every glow stick, every cheer, and every pointed directional arrow helps keep runners, walkers, kids, and pets safe in the dark. Whatever your role, you are part of what makes this night work.

Every registration, donation, and volunteer hour supports the Humane Society of Dickson County, a safe haven for homeless animals right here at home. HSDC takes in animals who need shelter and care, educates our community about spay and neuter, and adopts out more than 1,000 pets every year. Second chances are the whole point. When you show up tonight, you are helping an animal find its way home.


To those of you who have volunteered with us at our previous runs, welcome back, and please read this guide closely. A night race with dogs runs differently than our previous events, and a few details have changed. To our first-time volunteers, we are so glad you are here.

Thank you for giving up a Saturday evening for the animals. Now let's light up race night.

Chief



Official Humane Society of Dickson County Mascot

(And the Glow Dog Glow Team)





Event Overview

- 
- 
- **Date:** Saturday, June 13, 2026
 - **Event Location, Start, and Finish:** Humane Society of Dickson County, 311 Tennsco Dr, Dickson, TN 37055
 - **Meow Mile:** Starts at 7:30 PM. The route is approximately 1.5 miles and loops back to a temporary finish line in the Humane Society parking lot.
 - **Glow Dog Glow 5K:** Starts at approximately 8:00 PM, at dusk, once the start area is clear of Meow Mile participants. Participant materials list the start as between 7:45 and 8:00 PM, so expect runners lined up and eager early. The emcees will manage the actual start time.
 - **Race Night Packet Pickup and On-Site Registration:** 6:00 PM to 7:15 PM at the Humane Society.
 - **Timing:** This year the races are not chip timed and the course is not certified. A race clock will be available at the finish line, and the finish line team confirms top overall finishers for awards.
 - **Awards:** Approximately 8:30 PM, once the finish line team confirms results.
 - **Restrooms:** Portable restrooms are located outside the Humane Society near the employee entrance.
 - **Beneficiary:** Humane Society of Dickson County

Volunteer Waivers and Pre-Race Check-In

All volunteers must have a signed waiver on file before working the event.

You can sign your waiver early at **Packet Pickup** on **Thursday, June 11** or **Friday, June 12**, between **10:00 AM and 5:00 PM**, at the Humane Society of Dickson County, 311 Tennsco Dr. Otherwise, you will sign a paper waiver at Volunteer Check-In on race night.





Race Night Volunteer Check-In

All volunteers must check in on race night to confirm attendance and receive final instructions.

- **Location:** Volunteer Check-In table at the Humane Society of Dickson County, 311 Tennsco Dr, Dickson, TN 37055
- **Check-In and Packet Pickup volunteers arrive:** 5:00 PM
- **Food and Marshaling volunteers arrive:** 6:30 PM
- **All volunteers in final position:** 7:15 PM

At check-in, volunteers will verify that their waiver has been signed and receive a **yellow wristband** indicating completion, along with any items needed for their role, such as safety vests, directional arrows, lightsabers, and course maps.

After your shift, please **check out at the Volunteer Check-Out table**. This step is required for safety and to confirm the return of any items related to your role. This is a night event, and we will not leave anyone unaccounted for in the dark. If a volunteer does not check out, the Race Director will follow up to confirm they are safe.





Volunteer Timeline

Saturday, June 13, 2026

- **12:00 PM:** Setup crew loads cones and equipment for transport to the Humane Society.
- **1:00 PM:** Course is marked with marshaling locations. Start line truss, barricades, cones, and building lights are set up.
- **4:30 PM:** Patrol Captain arrives to assess road closures with the Race Director and complete a final run-through of the course. Start and finish truss decoration begins.
- **5:00 PM:** PA system setup. Check-In and Packet Pickup volunteers arrive.
- **6:00 PM:** Packet pickup and on-site registration open. American flag crane arrives.
- **6:30 PM:** Food and Marshaling volunteers arrive.
- **6:45 PM:** Kona Ice arrives.
- **7:00 PM:** Patrol officers move to their final positions.
- **7:10 PM:** Emcee announces last call for packet pickup and registration.
- **7:15 PM:** All volunteers in final position. Registration and packet pickup close.
- **7:25 PM:** Opening ceremony begins with the posting of the flag, the National Anthem, and an opening prayer. Meow Mile participants line up. 5K participants wait behind the barricades.
- **7:30 PM:** Air horn and start of the Meow Mile.
- **7:33 PM:** Barricade tape for the 5K is released. Emcee calls 5K participants to the start line.
- **8:00 PM:** Start of the Glow Dog Glow 5K.
- **8:30 PM:** Awards ceremony for top finishers.
- **9:00 PM:** Cleanup begins.

Note: The 5K start time may shift by a few minutes based on the pace of Meow Mile participants. The emcees will clearly communicate timing throughout the evening. When in doubt, listen to the PA.

Volunteer Parking

Volunteers park in the same lots as participants: the **Tennsco Corporate Office parking lot, 201 Tennsco Drive**, or **Sewing Parts Online (Warehouse), 220 Tennsco Dr.**

Important Notes:

- Do not park on the race route, and do not block driveways, business entrances, emergency access, cones, barricades, or staging areas.
- Arrive early enough to park, check in, and reach your position without rushing. Lots fill as participants arrive after 6:00 PM.
- This is an evening event. Use extra caution walking through parking areas and crossing traffic areas, and keep your glow gear and vest visible.

Volunteer Roles and Responsibilities

- 1. Pre-Race Packet Pickup
- 2. Volunteer Check-In
- 3. Race Night Packet Pickup and On-Site Registration
- 4. Course Marshals
- 5. Water Stations
- 6. Start Line and Lineup Management
- 7. Finish Line Volunteers
- 8. Food and Refreshments
- Emergency Contact Information

1. Pre-Race Packet Pickup

The Pre-Race Packet Pickup Team makes race night easier by distributing bibs, shirts, glow sticks, and sponsor materials ahead of time, verifying registrations, and getting waivers and wristbands squared away before the crowds arrive.

Dates and Times:

- **Thursday, June 11:** 10:00 AM to 5:00 PM
- **Friday, June 12:** 10:00 AM to 5:00 PM
- **Location:** Humane Society of Dickson County, 311 Tennsco Dr, Dickson, TN 37055

Responsibilities:

- Greet participants with a friendly attitude and assist with packet distribution.
- Verify participant information using the RaceDay CheckIn app, with the physical check-in list as a backup. Highlight names on the physical list as participants check in.
- Check each bib before it leaves the table and confirm the number matches the registration.
- Remind participants to wear their bib on the **front of their shirt or outer layer** so volunteers can clearly see it on race night. Even without chip timing, a visible bib is how we identify registered participants on the course.
- Handle **waivers for strollers and pets:**
 - **Stroller or wagon:** participant signs a stroller waiver and receives a **red wristband** and **red sticker** on their bib.
 - **Pets:** every handler signs a pet waiver and receives a **green wristband** and **green sticker** on their bib.. The dog does not need to be registered, but every person who will hold the leash needs their own wristband.
- Store completed waivers in the waiver binder, organized alphabetically, with stroller and pet waivers kept separately.
- Allow someone else to pick up a participant's packet if they have the registration confirmation, printed or digital.
- Facilitate merchandise sales. Extra event shirts are **20 dollars** while supplies last for anyone who registered after the free shirt cutoff of May 24. Official Glow Dog Glow pet bandanas are **20 dollars** and come in two sizes while supplies last.
- Encourage participants to review the Athlete Guide for race night rules, lineup details, parking, and pet policies.

Payment and Handling of Cash and Checks:

- All cash and checks must be placed in a cash box that remains behind the table and is monitored by an HSDC staff member at all times.
- Use the Square app for card payments. Verify item prices on the Favorites page before processing any transactions. Login credentials come from the Race Director.

Participant Packet Contents:

- Race bib
- Event shirt, if registered before the May 24 free shirt cutoff
- Glow sticks
- Materials from sponsors and community partners

2. Volunteer Check-In

The Volunteer Check-In Team welcomes volunteers on race night, confirms attendance, verifies waivers, and makes sure every volunteer leaves the table with the right supplies and knows exactly where to be.

- **Time:** Arrive by 5:00 PM
- **Location:** Volunteer Check-In table at the Humane Society of Dickson County

Process:

- Use the RaceDay CheckIn app for every volunteer. The printed roster is a backup only. The Race Director can view real-time check-ins in the app.
- The app will show if a waiver has been signed. If not, have the volunteer sign a paper copy and file it in the waiver binder.
- Once verified, provide the volunteer with a **yellow wristband** and any items needed for their role, such as safety vests, directional arrows, lightsabers, and course maps.
- Each **directional arrow** will have the assigned marshaling location marked on the back. Confirm each marshal knows where they are going before they leave the table. Marshaling locations are also marked on the course itself.
- Marshals assigned to route split points also receive a **lightsaber: red for the 5K, blue for the Meow Mile**. Confirm each marshal has the correct color for their assignment.
- Remind every volunteer that they **must check out after their shift**. This is required for safety and accountability. If a volunteer does not check out, a follow-up call will be made to confirm they are safe.
- Volunteers must be in position by **7:15 PM**.
- **Unregistered or late arrivals:** Assign to open course marshal locations starting at the end of the route. Add them to the printed list with their assigned location noted.
- Direct any questions or issues to **Angela Moore, Race Director**.

Post-Race Check-Out:

- After check-in duties are complete, convert the table to check-out.
- Check out each volunteer as they finish and confirm all materials are returned: safety vests, directional arrows, lightsabers, and walkie-talkies.
- Confirm all issued items are organized and accounted for before leaving.

Supplies:

- Phones or tablets with the RaceDay CheckIn app, logged in
- Waiver binder and pens
- Yellow wristbands for volunteers
- Safety vests for Course Marshals, Water Station, Start Line, and Finish Line volunteers
- Directional arrows labeled with marshaling locations
- Lightsabers, red and blue, labeled by assignment
- Course maps showing both the 5K and Meow Mile routes
- Clipboards and printed rosters



3. Race Night Packet Pickup and On-Site Registration

The Race Night Packet Pickup Team assists participants with last-minute registrations, distributes bibs, shirts, and glow sticks, and ensures all required waivers and wristbands are completed before the start.

- **Time:** Arrive by 5:00 PM; operational from 6:00 PM to 7:15 PM
- **Location:** Humane Society of Dickson County, 311 Tennsco Dr

Responsibilities:

- Greet participants and create a welcoming environment at the packet pickup tables.
- Verify participant information in the RaceDay CheckIn app, with physical check-in lists as a backup. Highlight names on the physical list for accountability.
- Assist participants with race night registration. Registration is completed online via the posted QR codes through 7:15 PM. Once registered, confirm the participant's name or date of birth in the app and assign the correct bib.
- Handle **waivers and wristbands**: **red wristband** for strollers and wagons, **green wristband** for every dog handler. File waivers alphabetically in the binder, stroller and pet waivers kept separately.
- Help participants who lost or forgot their bib before pickup closes at 7:15 PM.
- Sell extra shirts and pet bandanas, 20 dollars each, while supplies last.
- Remind participants where to line up: Meow Mile at 7:25 PM, 5K behind the barricade tape corral until released.

Closing Procedures:

Packet pickup and registration close at **7:15 PM sharp** so the event can start on time. The emcee announces last call at 7:10 PM.

- Give all money, including cash, checks, and Square totals, to an HSDC staff member.
- Pack all packet pickup supplies, keeping registration lists on top for easy access.
- Separate and store any extra bibs in the designated tubs.
- Make sure the table is clear and the registration area is obviously closed.
- Once closed, team members may assist at the start line, finish line, or merchandise area as directed by the Race Director.





4. Course Marshals

Course Marshals are the most important volunteers on this course. This is a night event with two races running two different routes in different directions, with dogs, strollers, walkers, and runners sharing the evening. Marshals keep everyone pointed the right way, watch for hazards, and are our eyes on every stretch of the course after dark.



Time:

- Arrive by **6:30 PM** to check in and receive supplies.
- Be at your assigned post no later than **7:15 PM**.
- Remain at your post until the **final 5K runner passes**, indicated by the **following patrol vehicle** (approximately 9:00 PM). At that time, you may leave your post and return to Volunteer Check-Out at the Humane Society.

Check-In and Setup:

- Collect your assigned directional arrow, safety vest, course map, and lightsaber if you are assigned to a split point.
- Your assigned position is marked on the back of your directional arrow, and marshaling locations are marked on the course itself. The course is marked by 1:00 PM on race day.
- **Minors:** All minors must be accompanied by a parent or guardian and wear a reflective safety vest for visibility.
- **Upon check-in, you may drive to your assigned post.** Please park your car in an area off the course and not blocking traffic.




Know Both Routes:

This is the part that matters most. The Meow Mile and the 5K go in different directions on different routes.

- The **Meow Mile** is approximately 1.5 miles and forms a loop that returns to a temporary finish line in the Humane Society parking lot. The **5K** starts and finishes at the Humane Society and winds through the Industrial Park area.
- **Both races will be on the course at the same time.** The Meow Mile starts at 7:30 PM and the 5K starts at approximately 8:00 PM. Slower Meow Mile walkers may still be out when the 5K begins. Expect traffic from both events and know which direction each one goes at your location.
- Study your course map at check-in. If you are unsure which route passes your post or which direction it flows, ask before you leave the table.

Lightsaber Protocol at Split Points:

Marshals stationed at the key points where the two routes converge or split will carry lightsabers indicating the direction of the proper course:

- **Red lightsabers indicate the 5K.**
 - **Blue lightsabers indicate the Meow Mile.**
 - Hold your lightsaber high and visible, point it down the correct route, and call out verbally as participants approach. In the dark, your lightsaber is easier to see than your arrow, so use both.
 - If a participant heads down the wrong route, redirect them calmly and quickly. A visible bib tells you which event they are in, so glance at bibs when the routes diverge.
- 
- 
- 



Night Visibility:

- Wear your **safety yellow vest at all times**. This is not optional at a night event.
- Add your own glow: necklaces, bracelets, clip lights, whatever you have. The more visible you are, the safer you are and the easier you are to find.
- Keep a flashlight or your phone light handy.
- Stand in a visible spot off the roadway. Never assume a driver near the course can see you.

Dogs on the Course:

- Dogs must be leashed at all times on fixed leashes. Retractable leashes are not allowed.
- If a dog becomes stressed, reactive, overheated, or hard to control, help the handler step to the side of the course and give them space. Report it to the Course Marshal Lead or Race Director if they need more help.
- Do not grab or handle a dog you do not know. Direct and assist the handler instead.

On-Course Duties:

- A final marshaling check will take place before the opening ceremony.
- Use your directional arrow and lightsaber to guide participants along the correct route.
- Monitor the flow of participants and report any concerns, such as injuries, loose dogs, or vehicles near the course, to law enforcement.
- Offer encouragement. A cheer in the dark goes a long way.
- *If you are unable to participate on race night for any reason, you **must notify the Race Director** as soon as possible. An empty marshaling post on a dark course is a safety risk, not just an inconvenience.*

Post-Race Duties:

- Once the following patrol vehicle passes, return your directional arrow, lightsaber, and vest to the Volunteer Check-Out table at the Humane Society.
- Assist with course cleanup, such as picking up discarded cups, glow sticks, and debris, if needed.

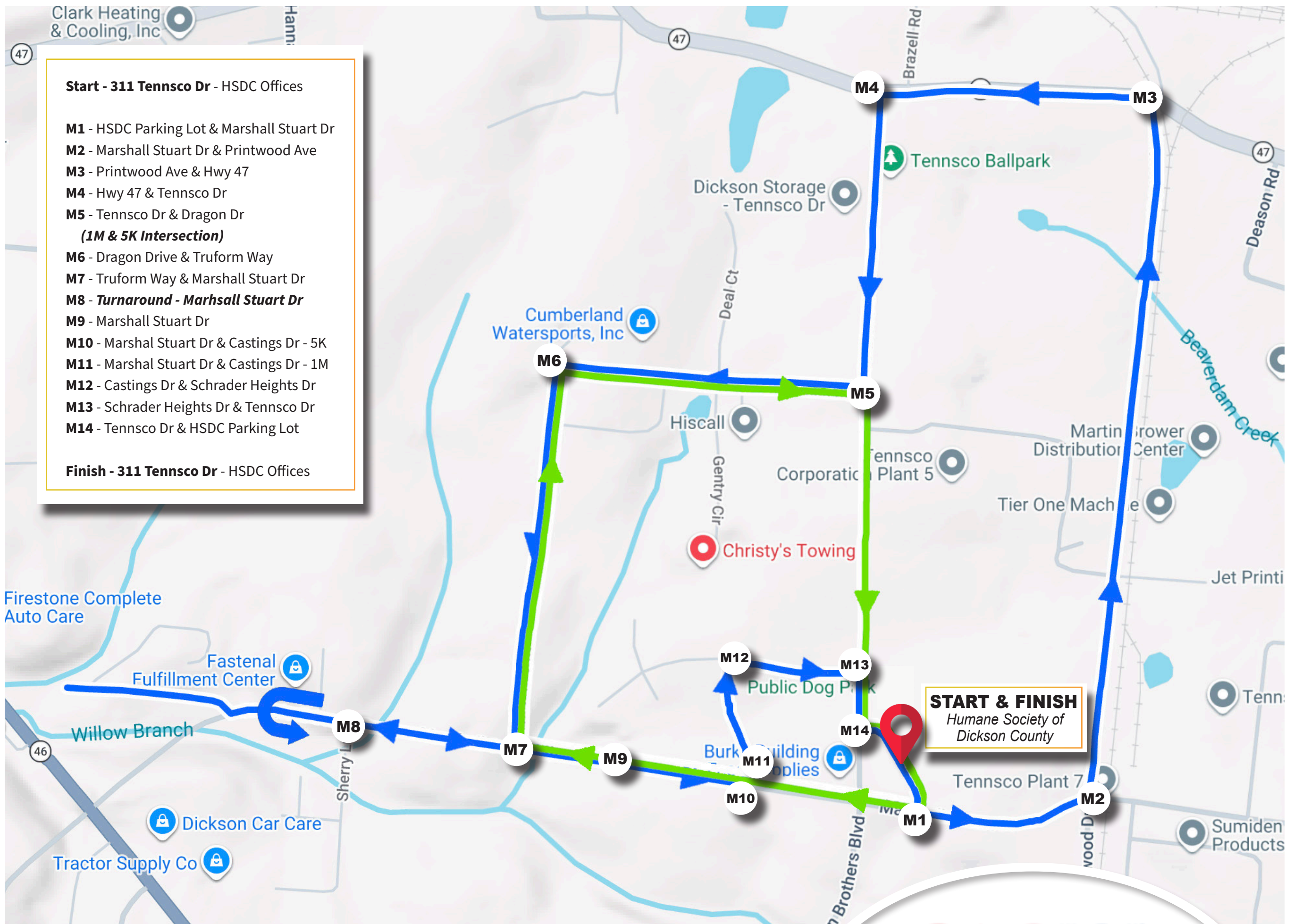
Required Supplies:

- Directional arrow (provided at check-in)
- Safety vest (provided at check-in)
- Course map showing both routes (provided at check-in)
- Lightsaber, red or blue, for split point assignments (provided at check-in)
- Flashlight or phone light (bring your own if possible, but some will be available)

Emergency Protocol:

- If a participant is injured or unwell, provide basic assistance if it is safe to do so and alert law enforcement immediately by **calling 911**. Because it is dark, give clear location details: the street name, your marshaling location, and the nearest landmark such as Tennesco, Martin Brower, or the Humane Society.
- **Stay at your post** until the final runner has passed, as indicated by the following patrol vehicle.





- Start - 311 Tennsco Dr - HSDC Offices**
- M1** - HSDC Parking Lot & Marshall Stuart Dr
 - M2** - Marshall Stuart Dr & Printwood Ave
 - M3** - Printwood Ave & Hwy 47
 - M4** - Hwy 47 & Tennsco Dr
 - M5** - Tennsco Dr & Dragon Dr
(1M & 5K Intersection)
 - M6** - Dragon Drive & Truform Way
 - M7** - Truform Way & Marshall Stuart Dr
 - M8** - *Turnaround - Marhsall Stuart Dr*
 - M9** - Marshall Stuart Dr
 - M10** - Marshal Stuart Dr & Castings Dr - 5K
 - M11** - Marshal Stuart Dr & Castings Dr - 1M
 - M12** - Castings Dr & Schrader Heights Dr
 - M13** - Schrader Heights Dr & Tennsco Dr
 - M14** - Tennsco Dr & HSDC Parking Lot
- Finish - 311 Tennsco Dr - HSDC Offices**

START & FINISH
Humane Society of
Dickson County

MARSHALING MAP

JUNE 13, 2026 | INDUSTRIAL PARK





5. Water Stations

The Water Station Team keeps participants and their dogs hydrated and safe on a warm June evening. Volunteers distribute water, keep their stations tidy, and cheer on runners and walkers as they pass.

Locations:

- **Martin Brower Distribution Center** parking area on Printwood Dr
- **Tennsco Community Center** parking lot
- Water will also be available near the finish area.

Time:

- **6:30 PM:** Check in at the Volunteer Check-In table to receive your supplies and instructions.
- **7:00 PM:** Be at your water station, set up and organizing supplies.
- **7:15 PM:** Final readiness check.
- Remain at your post until the **final 5K runner passes**, as indicated by the following patrol vehicle.

Responsibilities:

- Confirm with the Race Director or Course Marshal Lead which route or routes pass your station and from which direction, since the Meow Mile and 5K travel different routes.
- Pre-fill cups with water and stack them carefully, placing pieces of coroplast board between the layers. Distribute from the top layer, and refill the next layer as each one empties.
- Stand alongside the table to hand water directly to runners and walkers.
- Keep the area clear of obstacles, monitor for discarded cups, and keep the station tidy. Discarded cups in the dark are a tripping hazard, so stay ahead of them.
- Mark your table with glow sticks or lights so participants can see the station coming.
- Dogs get thirsty too. If you are given dog bowls, keep them filled and off to the side of the main flow.

Breakdown and Returning Items:

- Once the following patrol vehicle passes, collect all discarded cups and trash in the provided bags.
- Break down your station, pack remaining supplies, and account for all items.
- Return everything to the Volunteer Check-Out area at the Humane Society and confirm your check-out.

Required Supplies:

- Water bottles, cups, and trash bags (provided at check-in)
- Foam board for stacking cups (provided)
- Reflective safety vest (provided at check-in)
- Gloves for handling trash (optional but recommended)





6. Start Line and Lineup Management

The Start Line Team has one of the trickiest jobs of the night: two races, one start line, thirty minutes apart, with a corral in between. An organized start is a safe start, and this team makes it happen.

- **Time:** Check in by 6:30 PM. Be at the start line in position by 7:15 PM.
- **Location:** Start line at the Humane Society of Dickson County.

How the Start Works:

- **7:25 PM:** Meow Mile participants line up at the start. 5K participants wait behind the barricade and tape corral to the side of the start line. Volunteers hold signs noting lineup locations.
- **7:30 PM:** Air horn and Meow Mile start.
- **7:33 PM:** Once all Meow Mile participants have cleared the start area, the barricade tape for the 5K is released and the emcee calls 5K participants to the start line.
- **Lineup order for the 5K:** faster runners at the front, casual runners and walkers behind them, strollers and wagons behind the walkers, and participants with dogs in the very back with extra space.
- **Approximately 8:00 PM:** Start of the Glow Dog Glow 5K. The exact start time may shift by a few minutes based on the pace of Meow Mile participants. Listen to the emcees.

Responsibilities:

- Hold your assigned lineup sign and help participants find their proper group.
- Keep 5K participants **behind the barricade tape** until the Meow Mile has fully cleared the start area. Encourage them to cheer on the Meow Mile while they wait.
- **Verify wristbands:** participants with strollers or wagons need a **red wristband**, and every dog handler needs a **green wristband**. If someone is missing one, send them to packet pickup before it closes at 7:15 PM.
- Check that bibs are clearly visible on the front of shirts or outer layers.
- Watch the pet group. Dogs must be on fixed leashes, and one dog per handler is strongly recommended. If a dog appears aggressive or overwhelmed, ask the participant to step aside or wait until the start area clears.
- If a child becomes separated from a parent at the start line, stay with the child, check the bib for the emergency contact, and notify the Race Director. The emcee will make a reunification announcement.
- Monitor for overcrowding during each start. If you notice a crush, move back and encourage surrounding participants to do the same.

Post-Start Duties:

- Once all 5K participants have crossed the start line, make sure the start area is clear of lingering participants and spectators.



7. Finish Line Volunteers

Finish Line Volunteers handle two finishes in one night: the Meow Mile's temporary finish in the Humane Society parking lot, and the main 5K finish. Because there is no chip timing this year, this team also confirms the top finishers for awards, so attention matters.

- **Time:** Check in by 6:30 PM. Be in position before the first Meow Mile finishers return, no later than 7:35 PM.
- **Location:** Finish line at the Humane Society of Dickson County.

Meow Mile Finish (approximately 7:45 to 8:00 PM):

- The Meow Mile route loops back to a temporary finish line in the Humane Society parking lot while the 5K lineup is underway.
- Guide Meow Mile finishers to the far side of the barricade so they can take photos, receive their finisher medals, and cheer on the 5K start. They will have approximately 12 minutes to celebrate before the 5K begins.
- Keep the temporary finish area clear of the 5K start corral and watch for dogs and kids crossing between areas.

5K Finish (first finishers as early as approximately 8:18 PM):

- Welcome runners across the finish line with enthusiasm and encouragement.
- **Confirm top finishers:** the finish line team identifies the 1st and 2nd place overall male and female for the 5K, and the 1st place overall male and female for the Meow Mile. There is no chip timing, so write down bib numbers as the top finishers cross and report them to the Race Director for the awards ceremony at approximately 8:30 PM.
- **Medal distribution:** finisher medals go to registered participants wearing bibs only, no exceptions. Dogs do not receive medals, though handlers are welcome to drape their own medal on their dog for an adorable picture.
- For efficiency, loop several medals at a time over your arm.
- **Keep the chute moving.** No participant can remain in the finish line chute. Gently but firmly guide finishers through to the water, snacks, and celebration area, and watch for slower walkers in the path of faster finishers.
- Hand out water bottles as participants exit the finish area.
- Let participants know **Kona Ice is free** to anyone wearing a race bib, and point them toward snacks, photos, and the merchandise area.
- Remind everyone that the adoptable dog play group is in the Dog Park, and **personal pets are not allowed in the dog park.**

Post-Race Duties:

- Once the final runner has crossed the finish line, collect and organize remaining medals, water, and supplies.
- Return everything to the Volunteer Check-Out area and confirm your check-out before leaving.

Emergency Protocol:

- If a participant appears to be in distress, alert the Race Director or nearest law enforcement officer immediately.
- If you are unsure that help has arrived, **call 911.**



8. Food and Refreshments

The Food and Refreshments Team keeps the post-race celebration stocked, tidy, and welcoming for participants, volunteers, and dogs alike.

- **Time:** Check in at 6:30 PM. Be set up and ready before the first Meow Mile finishers return at approximately 7:45 PM.
- **Location:** Post-race area near the finish line at the Humane Society.

Responsibilities:

- Set up and serve water and simple snacks such as bananas and oranges, available while supplies last.
- Wear gloves when handling food and beverages. Gloves are provided at check-in.
- Restock as needed and keep the area clean. Expect two waves: Meow Mile finishers around 7:45 PM and 5K finishers starting around 8:20 PM.
- Kona Ice arrives at 6:45 PM and is free to any participant wearing a race bib. Help direct participants their way.
- Keep an eye out for dogs underfoot near the food tables, and keep snacks out of nose reach.

Breakdown:

- At the conclusion of the event, break down tables, separate trash from reusable items, and dispose of trash in designated areas.
- Pack remaining food and supplies as directed by the Race Director.
- Confirm your check-out at the Volunteer Check-Out area before leaving.





Emergency Contact Information

- **Race Director:** Angela Moore
 - **Contact Number:** 615-767-6738
- **Command Post:** Start and finish line at the Humane Society of Dickson County, 311 Tennsco Dr, Dickson, TN 37055
- **Event Email:** glowdogglow5k@gmail.com

Patrol officers will be positioned along the course from 7:00 PM. If you are unable to reach the Race Director, notify the nearest law enforcement officer.

Emergency Protocol:

- If a participant or volunteer appears to be in distress, or if you witness an emergency, immediately notify the Race Director, the nearest Course Marshal, or a law enforcement officer.
- If the situation requires immediate attention and there is no response, **call 911**. Give clear details about your location: street name, marshaling location, and the nearest landmark. It is dark, so be specific.

Thank you. Glow Dog Glow runs on volunteers, plain and simple. The animals at the Humane Society of Dickson County are better off because you showed up, and so are we.

