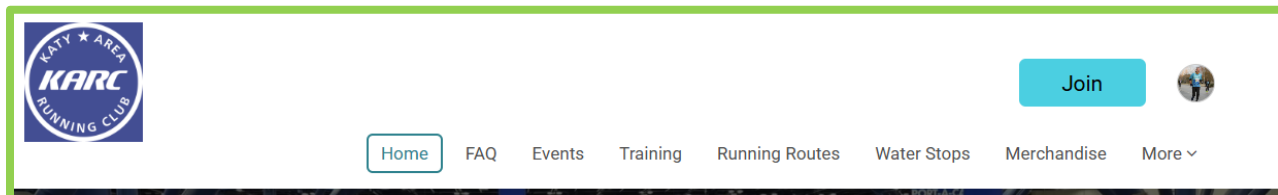


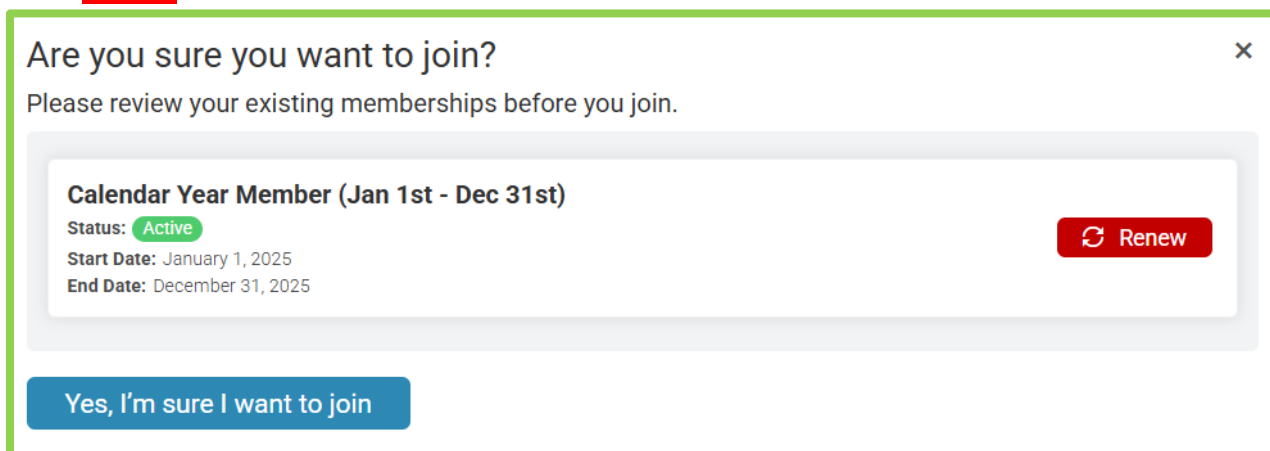
How to renew your KARC membership

The new website uses RunSignup as a basis for the membership and management of your account and login.

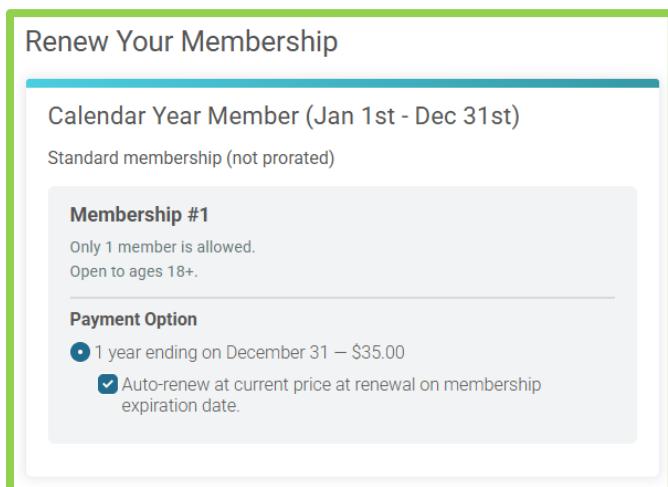
1. Go to <https://www.katyarearunningclub.com/>
2. Login with your RunSignup account login and password
3. Click **Join**



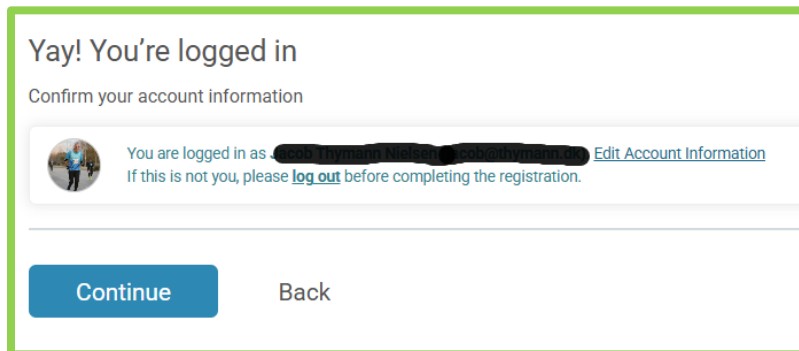
4. Click **Renew**



5. Pick the membership type you are renewing. Optionally add auto-renew.




6. Confirm your account information



Yay! You're logged in

Confirm your account information

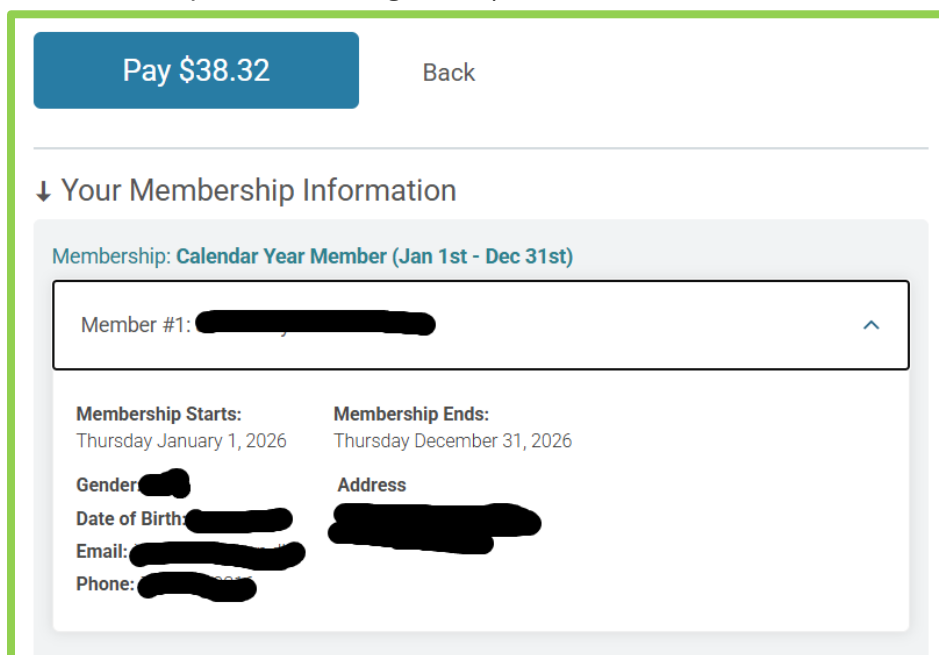
 You are logged in as [redacted] [Edit Account Information](#)
If this is not you, please [log out](#) before completing the registration.

[Continue](#) [Back](#)

7. In the next two screens,

- Select the member you are renewing and click to agree on the waivers
- Select your pace group(s) and emergency contact information.

8. On the payment screen, verify that the membership period you seek is the correct one. (Click the chevron to expand the dialog to see)



[Pay \\$38.32](#) [Back](#)

↓ Your Membership Information

Membership: **Calendar Year Member (Jan 1st - Dec 31st)**

Member #1: [redacted] ^

Membership Starts: Thursday January 1, 2026	Membership Ends: Thursday December 31, 2026
Gender: [redacted]	Address: [redacted]
Date of Birth: [redacted]	
Email: [redacted]	
Phone: [redacted]	

9. Pay

10. Done. Go for a run!