

How to start using your new KARC account

The new website uses RunSignup as a basis for the membership and management of your account and login.

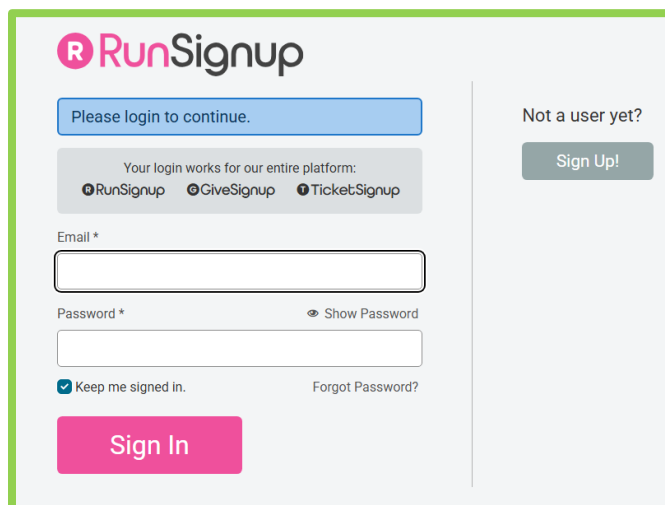
For use with KARC you need an account with RunSignup. This replaces your current KARC club account.

Your current KARC membership for 2025 has already been imported to the new website,

You need to claim your KARC membership and link it to your RunSignup account before use.

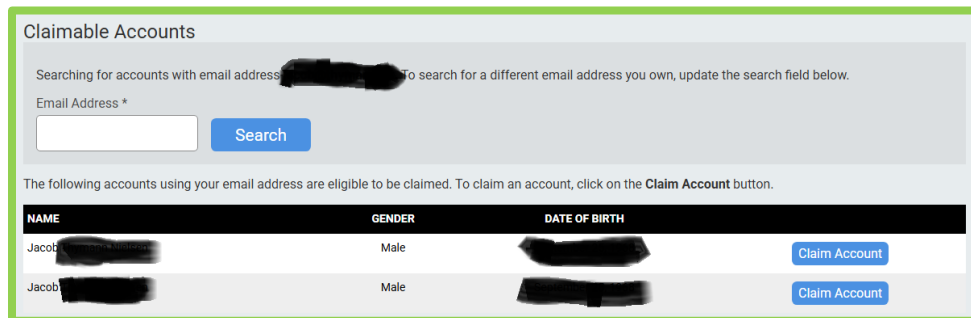
There is \$0 cost to you as you already paid for 2025 membership!

1. Open <https://runsignup.com/Account/QuickClaimAccounts>
2. Login using your RunSignup email/password
 - a. If you do not already have a RunSignup account → Create one using the Sign up! button



The image shows the RunSignup login interface. At the top left is the RunSignup logo. Below it is a blue button that says "Please login to continue." To the right of this is a link that says "Not a user yet?" with a "Sign Up!" button below it. In the center, there is a section titled "Your login works for our entire platform:" with icons for RunSignup, GiveSignup, and TicketSignup. Below this are input fields for "Email *" and "Password *", with a "Show Password" link next to the password field. There is a checkbox for "Keep me signed in." and a link for "Forgot Password?". At the bottom is a large pink "Sign In" button.

3. Enter the email that you have used for KARC in 2025 in the search dialog and “Claim Account” for that. Select to “merge” into your account.




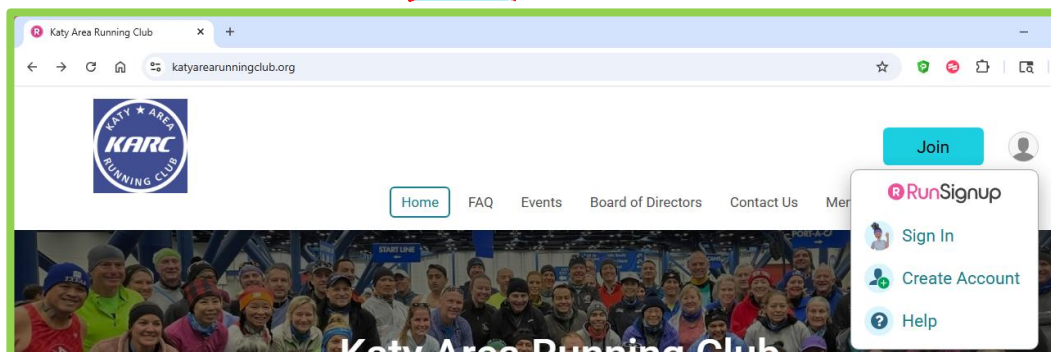
The image shows the "Claimable Accounts" search results page. At the top, it says "Searching for accounts with email address [redacted] To search for a different email address you own, update the search field below." Below this is a search bar with the text "Email Address *" and a "Search" button. Underneath, it says "The following accounts using your email address are eligible to be claimed. To claim an account, click on the Claim Account button." There is a table with three columns: "NAME", "GENDER", and "DATE OF BIRTH". The table contains two entries, both for "Jacob" and "Male", with redacted birth dates. To the right of each entry is a "Claim Account" button.

NAME	GENDER	DATE OF BIRTH	
Jacob [redacted]	Male	[redacted]	Claim Account
Jacob [redacted]	Male	[redacted]	Claim Account

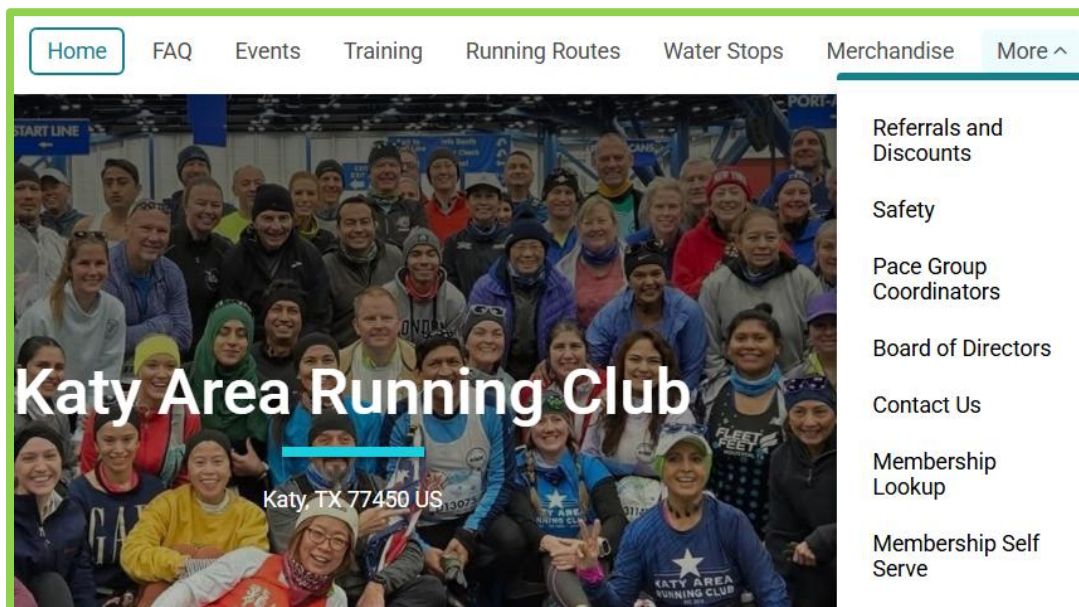
You may see several entries. This is because RunSignup created a separate account for every race entry you made using that email, without using your RunSignup account.

4. Take the opportunity to merge them all into your account for your record keeping!

5. Open <http://www.katyarearunningclub.org/> for the new KARC website
6. Click the silhouette icon (top right) and **Sign In** using your RunSignup email/password
 - a. Do **not** click to Join! 



7. Now you see that the menu items expanded into also including “Training, Running Routes, Water Stops, Merchandise” as these are members-only items!



We hope the new KARC website will be of good use to you.

It works on a computer as well as on your phone.

You will be able to find KARC at any of these:

<http://www.katyarearunningclub.org/>

<http://www.katyarearunningclub.net/>

<http://katyarearunning.club/>

and

<http://www.katyarearunningclub.com/> (after we archive the old site)